

GF Central Plastics

+GF+

Residential

Co-Pilot® Meter Bypass System

GF Central Plastics latest addition to the GF line of gas products: the Co-Pilot. The residential Co-Pilot meter bypass system allows a gas meter to be safely and easily replaced without interrupting service or the need to enter a residence. No more rescheduling and rescheduling to re-light pilots or conduct appliance checks. It requires no hoses or regulators or complex combinations of valve procedures.

It quickly connects to virtually any existing 6" on-center meter set, whether it's composed of a prefabricated steel set or a malleable meter bar combined with swivels and nuts. It's adaptable to many combinations of meter nuts. Its aluminum body is coated with UV resistant gas gray polyester to keep the unit looking good and protected for years of service. The Co-Pilot is self-contained. Its tamper resistant screws, customer activation key and optional locking devices provide multiple levels of security.

Features and Benefits

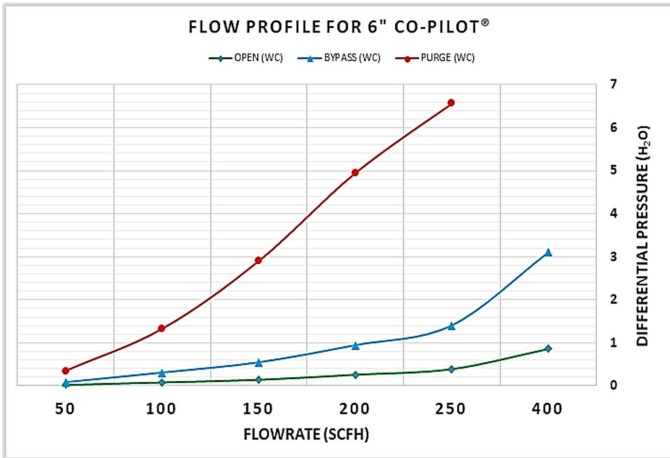
- Co-Pilot is self-contained: kit does not require additional parts to function
- Universal connection capabilities to most existing 6" on-center meter sets
- Reduced liability to the customer and service provider in by-passing the meter
- Reduces total cost of ownership to both the customer and the service provider by eliminating scheduled and unscheduled meter appointments.
- Significantly reduces labor time and eliminates service interruption
- Overall adaptability for all meter change outs
- Optional locking choices
- UV/corrosion resistance
- Tamper resistance
- Optional Features: Vertical or Horizontal Lock Cover, Special Locking Key and Cover and Test Port can be added upon request

Designed, Manufactured and Assembled in the USA.

Residential Co-Pilot® Meter Bypass System

The Co-Pilot provides a user-friendly gas meter by-pass and purge solution. The Co-Pilot can be used on new or existing installations. Once installed, meters can be by-passed and serviced without gas supply interruption to the residence. Assembly includes choice of locking cover.

- Pressure rating: 10 psi max
- Working temperature range: -30°F to 120°F




Residential Co-Pilot Part Numbers With Lock Plate

Part No.	Description
360064360	20LT x 6.00 C/C
360064361	10LT x 6.00 C/C
360064362	1A x 6.00 C/C
360064363	1.25 x 6.00 C/C
360064364	30LT x 6.00 C/C

Flow testing done with a residential meter set (20LT meter and regulator). 40k BTU burners, and 3x pilot lights



1. Unlock the Co-Pilot



2. Turn the Co-Pilot to BY-PASS



3. Remove the old meter




4. Connect the inlet side of the new meter



5. Turn the Co-Pilot to PURGE



6. Connect the outlet side of the new meter



7. Turn the Co-Pilot key to OPEN



8. Lock the security cover plate

GF Central Plastics

39605 Independence | Shawnee, OK 74804

Tel. (405) 273-6302 | (800) 654-3872 | Fax. (800) 733-5993 | Contact us: [Speak to an Expert www.gfcp.com](http://www.gfcp.com)

#CP060 Announcement (12/23)
Georg Fischer LLC
Printed in USA