

JRG Valves

JRG Concealed Shut-off/ Counter Unit Compact

Technical Documentation



The new JRG Concealed Shut-off/Counter Unit Compact and JRG Connection Kit

+ Properties

JRG connection kit

$\frac{3}{4}$ " - $\frac{1}{2}$ " - $\frac{3}{4}$ "


Adapter for GIS connection*

JRG concealed shut-off/counter unit compact $\frac{3}{4}$ "

KOAX water counter connection kit

Cable passage for digital water meter

Straight-seat shut-off valve




*Adapter for connections



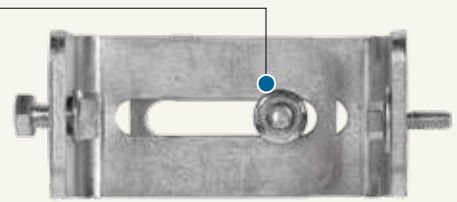
Adapter for GIS connection



Adapter for Duofix-connection



Adapter for wall mounting



Adapter for Laufen | TECE connection

The JRG concealed shut-off/counter unit compact for drinking water installations consists of a straight-seat shut-off valve and KOAX water counter connection part – for cold and hot water.

With the optional connection kit, it is possible to mount a wash basin connection, including mounting brackets for the sewer, directly above the JRG concealed shut-off/counter unit compact.

Using adapters for GIS, Duofix and wall mounting, all common installation variants can be carried out.

The JRG concealed shut-off/counter unit compact is suitable for a nominal pressure of 1'000 kPa (10 bar) and for temperatures up to 65°C for continuous operation and up to 90°C for a short period during thermal disinfection (maximum 1 hour per week). With the counter mounted, manufacturer's instructions must be observed.

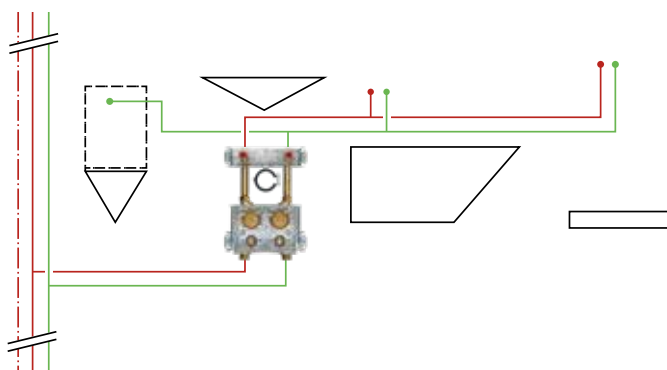
SVGW approved.

+ Advantages

- Small installation dimensions
- Small wall opening, which is closed with a simple cover (white or chromed)
- Proven JRG LegioStop concealed shut-off valve tops
- Low installation depth thanks to vertical recess for sewer

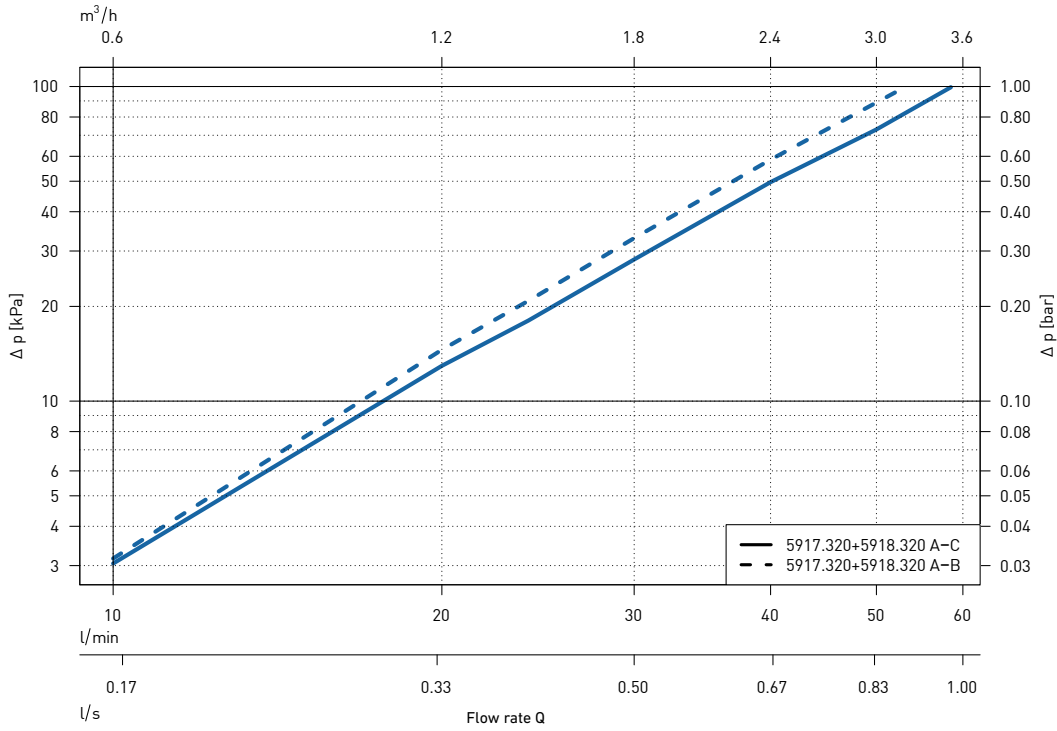
JRG Code	Designation	Dimension	K _{vs} -value	ζ-value
		[GN]	[m³/h]	[-]
5917.320	JRG concealed shut-off/counter unit compact	¾	3.5	20.9
5918.320	JRG connection kit Flow path A-B	¾-½	6.6	5.9
5918.320	JRG connection kit Flow path A-C	¾	7.5	4.6
5917.320 + 5918.320	JRG concealed shut-off/counter unit compact incl. JRG connection kit Flow path A-B	¾-½	3.2	25.0
5917.320 + 5918.320	JRG concealed shut-off/counter unit compact incl. JRG connection kit Flow path A-C	¾	3.5	20.9

+ Installation example


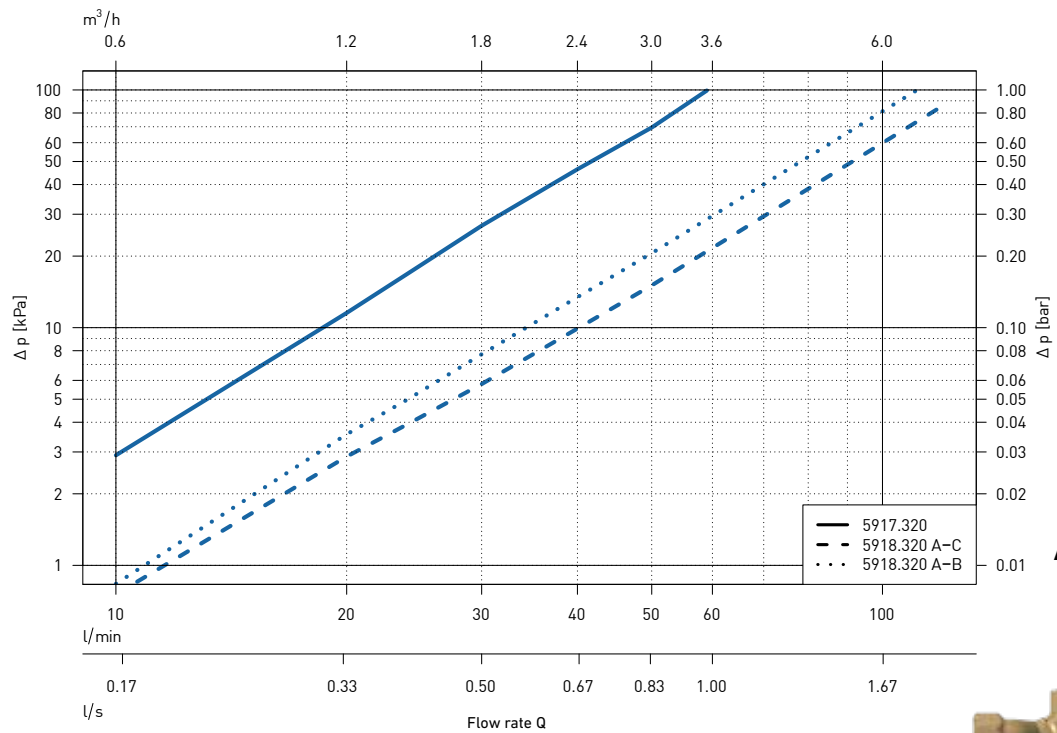


+ Nomograms

Pressure drop JRG concealed shut-off/counter unit compact and JRG connection kit



Pressure drop individual components



+ Technical data

Application

The JRG concealed shut-off/counter unit compact and connection kit are approved for the following applications:

JRG Code		PN	tmax *
5917.320	JRG concealed shut-off/counter unit compact	100 kPa (10 bar)	65°C
5918.320	JRG connection kit		

* Temperatures up to 90°C permissible for short periods (maximum 1 hour per week) during thermal disinfection. With the counter mounted, manufacturer's instructions must be observed.

Noise behaviour

JRG Code	Dimension	Valve group
5917.320*	DN20	I

* without measuring capsule


Mounting Position

The JRG concealed shut-off/counter unit compact can be mounted in any position, however, the measuring capsule must not be mounted facing downwards. It is important that the JRG concealed shut-off/counter unit compact be installed free of stress.

Installation Instructions

Observe locally applicable guidelines, standards and regulations when installing the JRG concealed shut-off/counter unit compact and the JRG connection kit.

Products



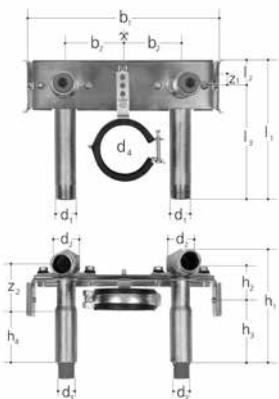
JRG Concealed shut-off/counter unit compact gunmetal

- Material: gunmetal, steel

Size	DN	JRG Code	GF Code	Weight
(inch)	(mm)			(kg)
¾	20	5917.320	355 566 532	3.180

GN	d1 Rp	d2	b1	b2	b3	h1	h2	h3	h4	h5	l1	l2	l3
(inch)	(inch)	(mm)	(mm)	(mm)	(mm)	(mm)	(mm)	(mm)	(mm)	(mm)	(mm)	(mm)	(mm)
¾	¾	61	233	140	96	144 - 186	71	73 - 115	27	117 - 159	210	84	61

l4	z1	z2	PN
(mm)	(mm)	(mm)	(bar)
65	87	91	10



JRG Connection kit gunmetal


- Description: to JRG concealed shut-off/counter unit compact
- Material: gunmetal, steel

GN	DN	JRG Code	GF Code	Weight
(inch)	(mm)			(kg)
¾	20	5918.320	355 566 534	1.520

GN	d1 R	d2 R	d3 Rp	d4	b1	b2	h1	h2	h3	h4	l1	l2	l3
(inch)	(inch)	(inch)	(inch)	(mm)	(mm)	(mm)	(mm)	(mm)	(mm)	(mm)	(mm)	(mm)	(mm)
¾	¾	¾	½	50 - 56	233	70	128 - 138	44	66 - 77	50 - 60	169	31	139

GN	PN	z1	z2
(inch)	(bar)	(mm)	(mm)
¾	10	14	60

Products

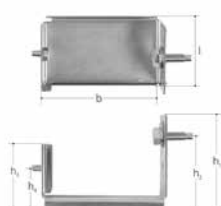


* GIS Profile

JRG Adapter GIS steel

- Description: to JRG concealed shut-off/counter unit compact, connection kit
- Material: steel
- Consisting of: set of 2 pcs

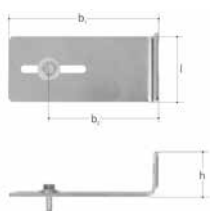
JRG Code	GF Code	Weight (kg)	b1 (mm)	b2 (mm)	h1 (mm)	h2 (mm)	l (mm)
5917.001	355 566 545	0.130	57	22	17	12	58



JRG Adapter Duofix steel

- Description: to JRG concealed shut-off/counter unit compact, connection kit
- Material: steel
- Consisting of: set of 2 pcs


JRG Code	GF Code	Weight (kg)	b (mm)	h1 (mm)	h2 (mm)	h3 (mm)	h4 (mm)	l (mm)
5917.002	355 566 540	0.330	98	75	58	50	30	60



JRG Adapter wall mounting steel

- Description: to JRG concealed shut-off/counter unit compact, connection kit
- Material: steel
- Consisting of: set of 2 pcs

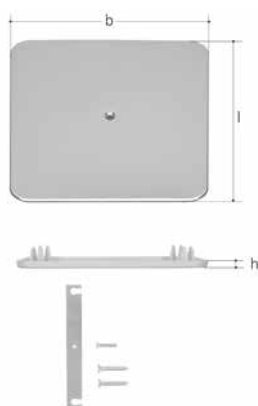
JRG Code	GF Code	Weight (kg)	b1 (mm)	b2 (mm)	h (mm)	l (mm)
5917.003	355 566 555	0.400	128	64 - 114	39	56



JRG Adapter Laufen/TECE steel

- Description: to JRG concealed shut-off/counter unit compact, connection kit
- Material: steel
- Consisting of: set of 2 pcs

JRG Code	GF Code	Weight (kg)	b (mm)	h1 (mm)	h2 (mm)	l (mm)
5917.004	355 566 548	0.400	109	60	65	50

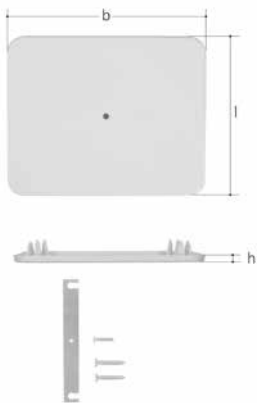


JRG Cover, chromium-plated plastic

- Description: to JRG concealed shut-off/counter unit compact, connection kit
- Material: plastic

JRG Code	GF Code	Weight (kg)	b (mm)	h (mm)	l (mm)
5917.010	355 566 536	0.200	217	8	174

Products



JRG Cover, white plastic

- Description: to JRG concealed shut-off/counter unit compact, connection kit
- Material: plastic

JRG Code	GF Code	Weight (kg)	b (mm)	h (mm)	l (mm)
5917.011	355 566 537	0.200	217	8	174



JRG LegioStop Upper part gunmetal

- Description: to concealed straight seat valve (from 2009)
- Material: gunmetal, stainless steel, EPDM


d (mm)	GN (inch)	DN (mm)	JRG Code	GF Code	Weight (kg)	h (mm)	hub max. (mm)	○1	○2
M25 x 1.5	½ - 1	15 - 25	5995.000	351 062 081	0.112	25	7	18	11



JRG Slip-on Coupler brass With slot

- Description: to concealed valves (from 2009)
- Material: brass


GF Code	Weight (kg)	l (mm)	h (mm)	○
351 062 026	0.015	15	15.5	12.8



JRG Shell cover

- Description: to 5917

GF Code	Weight (kg)	l (mm)	b (mm)	h (mm)
355 566 577	0.024	148	191	37



JRG Plastic frame

- Description: to 5917

GF Code	Weight (kg)	l (mm)	b (mm)	h (mm)
355 566 578	0.183	148	191	130

Local support around the world

Visit our webpage to get in touch with your local specialist:
www.gfps.com/our-locations



The information and technical data (altogether "Data") herein are not binding, unless explicitly confirmed in writing.
The Data neither constitutes any expressed, implied or warranted characteristics, nor guaranteed properties or a guaranteed durability. All Data is subject to modification. The General Terms and Conditions of Sale of Georg Fischer Piping Systems apply.

gfps-372962
e / 10.22 / DH
© Georg Fischer JRG AG
Hauptstrasse 130
CH-4450 Sissach/Switzerland
Telefon +41 (0) 61 975 22 22
info.jrg.ps@georgfischer.com
Printed in Switzerland