

JRG Valves


JRG Battery Valves

Technical Documentation



Overview of the Battery Valves


5191




1511



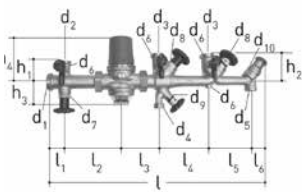
1521



Overview of the Battery Valves



Product range



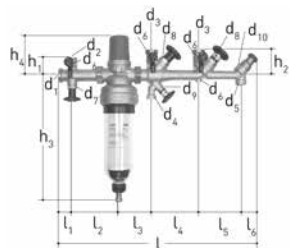
JRG LegioStop distributor battery complete gunmetal

- Temperature: max. 30°C
- Material: gunmetal, stainless steel, EPDM, plastic
- Factory setting: PRV 400 kPa (4 bar) adjustment range 200 - 600 kPa (2 - 6 bar), safety valve 600 kPa (6 bar)
- Connection: male thread
- Consisting of: JRGUSIT NG battery valve 5151, JRGURED 1303, JRGUSIT Combi distribution fitting 5191

DN (mm)	Size (inch)	DN-DN-DN-DN (mm)	JRG Code	GF Code	Weight (kg)
25	1	25-20-25-25	1511.400	355 623 518	5.870
32	1 ¼	32-20-25-25	1511.480	355 623 528	6.045

d1 G	d2 G	d3 G	d4 Rp	d5 Rp	d6 Rp	d7 G	d8 G	d9 G	d10	h1	h2	h3	l
(inch)	(inch)	(inch)	(inch)	(inch)	(inch)	(inch)	(inch)	(inch)		(mm)	(mm)	(mm)	(mm)
1 ¼	1	1 ¼	¾	¾	¼	¾	1	½	TR 30 x 1.5	55	77	52	586
1 ½	1	1 ¼	¾	¾	¼	¾	1	½	TR 30 x 1.5	56	77	64	618

l1	l2	l3	l4	l5	l6
(mm)	(mm)	(mm)	(mm)	(mm)	(mm)
37	133	93	145	130	48
42	149	104	145	130	48



JRG LegioStop distributor battery complete gunmetal

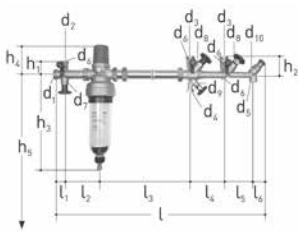
- Temperature: max. 30°C
- Material: gunmetal, stainless steel, EPDM, plastic
- Factory setting: PRV 400 kPa (4 bar) adjustment range 200 - 600 kPa (2 - 6 bar), safety valve 600 kPa (6 bar)
- Connection: male thread
- Consisting of: JRGUSIT NG battery valve 5151, JRGURED Combi 1353, JRGUSIT Combi distribution fitting 5191

DN-DN-DN-DN (mm)	DN (mm)	Size (inch)	JRG Code	GF Code	Weight (kg)
25-20-25-25	25	1	1521.400	355 623 538	7.665
32-20-25-25	32	1 ¼	1521.480	355 623 548	8.235

DN-DN-DN-DN (mm)	d1 G (inch)	d2 G (inch)	d3 G (inch)	d4 Rp (inch)	d4 G (inch)	d5 Rp (inch)	d6 Rp (inch)	d7 G (inch)	d8 G (inch)	d9 G (inch)	d10	h1 (mm)
25-20-25-25	1 ¼	1	1 ¼	¾	¾	¾	¼	¾	1	½	TR 30 x 1.5	55
32-20-25-25	1 ½	1	1 ¼	¾	¾	¾	¼	¾	1	½	TR 30 x 1.5	56

DN-DN-DN-DN (mm)	h2 (mm)	h3 (mm)	l (mm)	l1 (mm)	l2 (mm)	l3 (mm)	l4 (mm)	l5 (mm)	l6 (mm)
25-20-25-25	77	390	586	37	133	93	145	130	48
32-20-25-25	77	393	618	42	149	104	145	130	48

Product range



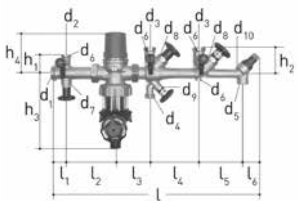
JRG LegioStop distributor battery complete gunmetal

- Temperature: max. 30°C
- Material: gunmetal, stainless steel, EPDM, plastic
- Factory setting: PRV 400 kPa (4 bar) adjustment range 200 - 600 kPa (2 - 6 bar), safety valve 600 kPa (6 bar)
- Connection: male thread
- Consisting of: JRGUSIT NG battery valve 5151.200, JRGURED Combi 1353.032, sleeve screw connection 350332105, connector/adapter 9695.480, JRGUSIT Combi distribution fitting 5191

DN (mm)	Size (inch)	DN-DN-DN-DN (mm)	JRG Code	GF Code	Weight (kg)
32	1 ¼	32-20-25-25	1531.480	355 623 568	9.700

d1 G (inch)	d2 G (inch)	d3 G (inch)	d4 G (inch)	d5 Rp (inch)	d6 Rp (inch)	d7 G (inch)	d8 G (inch)	d9 G (inch)	d10	h1 (mm)	h2 (mm)	h3 (mm)	h4 (mm)
1 ½	1	1 ¼	¾	¾	¼	¾	1	½	TR 30 x 1.5	56	77	393	120

l (mm)	l1 (mm)	l2 (mm)	l3 (mm)	l4 (mm)	l5 (mm)	l6 (mm)
897	42	149	383	145	130	48



JRG LegioStop distributor battery complete gunmetal

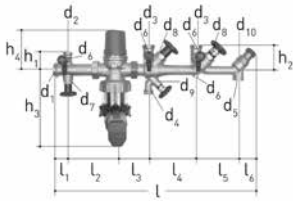
- Temperature: max. 30°C
- Material: gunmetal, stainless steel, EPDM, plastic
- Factory setting: PRV 400 kPa (4 bar) adjustment range 200 - 600 kPa (2 - 6 bar), safety valve 600 kPa (6 bar)
- Connection: male thread
- Consisting of: JRGUSIT NG battery valve 5151, JRG CleanLine Combi 1370, JRGUSIT Combi distribution fitting 5191

DN (mm)	Size (inch)	DN-DN-DN-DN (mm)	JRG Code	GF Code	Weight (kg)
25	1	25-20-25-25	1541.400	355 623 584	7.060
32	1 ¼	32-20-25-25	1541.480	355 623 586	7.470

d1 G (inch)	d2 G (inch)	d3 G (inch)	d4 G (inch)	d5 Rp (inch)	d6 Rp (inch)	d7 G (inch)	d8 G (inch)	d9 G (inch)	d10	h1 (mm)	h2 (mm)	h3 (mm)	h4 (mm)
1 ¼	1	1 ¼	¾	¾	¼	¾	1	½	TR 30 - 1.5	55	77	221	110
1 ½	1	1 ¼	¾	¾	¼	¾	1	½	TR 30 - 1.5	56	77	224	120

l (mm)	l1 (mm)	l2 (mm)	l3 (mm)	l4 (mm)	l5 (mm)	l6 (mm)
586	37	133	93	145	130	48
618	42	149	104	145	130	48

Product range



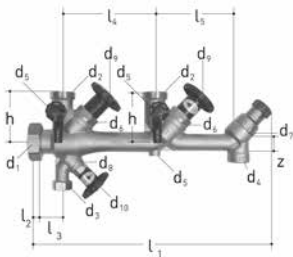
JRG LegioStop distributor battery complete gunmetal

- Temperature: max. 30°C
- Material: gunmetal, stainless steel, EPDM, plastic
- Factory setting: PRV 400 kPa (4 bar) adjustment range 200 - 600 kPa (2 - 6 bar), safety valve 600 kPa (6 bar)
- Connection: male thread
- Consisting of: JRGUSIT NG battery valve 5151, JRG CleanLine Combi 1371, JRGUSIT Combi distribution fitting 5191

DN (mm)	Size (inch)	DN-DN-DN-DN (mm)	JRG Code	GF Code	Weight (kg)
25	1	25-20-25-25	1542.400	355 623 573	6.600
32	1 ¼	32-20-25-25	1542.480	355 623 583	7.920

d1 G (inch)	d2 G (inch)	d3 G (inch)	d4 G (inch)	d5 Rp (inch)	d6 Rp (inch)	d7 G (inch)	d8 G (inch)	d9 G (inch)	d10	h1 (mm)	h2 (mm)	h3 (mm)	h4 (mm)
1 ¼	1	1 ¼	¾	¾	¾	¾	1	½	TR 30 - 1.5	55	77	221	110
1 ½	1	1 ¼	¾	¾	¾	¾	1	½	TR 30 - 1.5	56	77	224	120

l (mm)	l1 (mm)	l2 (mm)	l3 (mm)	l4 (mm)	l5 (mm)	l6 (mm)
599	37	134	105	145	130	48
634	42	150	120	145	130	48



JRG LegioStop JRGUSIT Combi distribution fitting gunmetal


- Temperature: max. 90°C
- Material: gunmetal, stainless steel, EPDM, plastic
- Factory setting: 600 kPa (6 bar)
- Connection: inlet female thread, outlet male thread
- Consisting of: stop valve, check valve closable, safety valve, heating charging valve, 2 drain valves, 3 test and closing plugs fitted, cap, non-rising handwheels

DN (mm)	Size (inch)	DN-DN-DN (mm)	JRG Code	GF Code	Weight (kg)
25	1	25 - 25 - 25	5191.400	355 643 181	2.860
32	1 ¼	32 - 25 - 25	5191.480	355 643 183	2.900

DN (mm)	d1 G (inch)	d2 G (inch)	d3 G (inch)	d4 Rp (inch)	d5 Rp (inch)	d6 G (inch)	d7 (inch)	d8 G (inch)	d9 (mm)	d10 (mm)	d12 (mm)	h (mm)	l1 (mm)	l2 (mm)
25	1 ¼	1 ¼	¾	¾	¾	1	TR 30 x 1.5	½	60	53	53	77	364	8
32	1 ½	1 ¼	¾	¾	¾	1	TR 30 x 1.5	½	60	53	53	77	365	9

DN (mm)	l3 (mm)	l4 (mm)	l5 (mm)	z (mm)
25	43	145	130	17
32	44	145	130	17

Accessories




JRG bypass mixing valve, PN 16

- Temperature: max. 65°C (short-term 90°C)
- Material: gunmetal, stainless steel, POM, EPDM, plastic
- Connection: male thread
- Consisting of: bypass, shut-off, fixed adjustable raw water admixture, back flow preventer, connection piece

GN (inch)	DN (mm)	JRG Code	GF Code	Weight (kg)
1	25	5195.025	351 114 903	2.624
1 ¼	32	5195.032	351 114 913	2.720

GN (inch)	DN (mm)	d1 G (inch)	d2 G (inch)	d3 G (inch)	d4 G (inch)	d5 Rp (inch)	h1 (mm)	h2 (mm)	h3 (mm)	l1 (mm)	l2 (mm)	l3 (mm)	□
1	25	1 ¼	1 ¼	1	½	¼	10	35	105	100	115	75	6
1 ¼	32	1 ½	1 ¼	1	½	¼	10	35	105	120	115	75	6




JRG Connection piece with blind flange gunmetal

- Description: to JRG bypass mixing valve
- Material: gunmetal, EPDM

GN (inch)	Size (inch)	DN (mm)	PN (bar)	JRG Code	GF Code	Weight (kg)	d1 G (inch)	d5 Rp (inch)	h (mm)	l1 (mm)	l2 (mm)	○
1	1	25	16	5196.025	351 114 902	0.850	1 ¼	¼	68	100	60	5
1 ¼	1 ¼	32	16	5196.032	351 114 912	0.970	1 ½	¼	68	120	60	5

Unions overview



	DN 20	DN 25	DN 32
Dimensions	G 1	G 1¼	G 1½

Connections

Unions with male thread JRG Code	8201.320 (¾")	8201.400 (1")	8201.480 (1¼")
Soldering union JRG Code	8205.022 (22)	8209.022 (22) 8205.028 (28)	8209.122 (22) 8209.028 (28) 8205.035 (35)
Unions with male thread JRG Code	8299.320 (¾") 8333.320 (¾")	8204.320 (¾") 8299.400 (1") 8331.320 (¾") 8333.400 (1")	8204.400 (1") 8299.480 (1¼") 8331.322 (¾") 8333.480 (1¼")
Socket connection JRG Code	5178.320 (1")	5178.400 (1¼")	5178.480 (1½")

Adapter piece of plastic

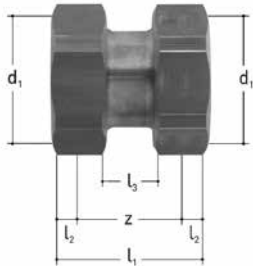
JRG Sanipex MT JRG Code	4700.108 (16) 4700.110 (20) 4700.112 (26)	4700.126 (32)	4700.132 (40)
Georg Fischer iFIT GF Code	762101282 (25/32)	762101283 (25/32)	762101284 (25/32)
Georg Fischer INSTAFLEX GF Code	761069686 (20) 761069688 (25) 761069690 (32)	761069689 (25) 761069691 (32) 761069693 (40)	761069692 (32) 761069694 (40)

Connections to stainless steel

Geberit Mapress JRG Code	8350.022 (22)	8351.018 (18) 8351.022 (22) 8350.028 (28)	8351.122 (22) 8351.028 (28) 8350.035 (35)
Nussbaum Optipress/Viega Sanpress JRG Code	8355.022 (22)	8356.018 (18) 8356.022 (22) 8356.028 (28)	8356.122 (22) 8356.028 (28) 8355.035 (35)

AFM 34 and EPDM gaskets cannot be oiled neither be greased.

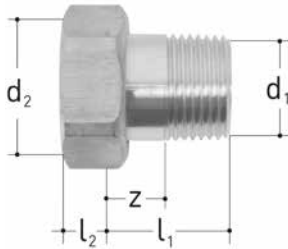
Connection pieces



JRGUSIT NG socket connection gunmetal

- Material: gunmetal
- Connection: female thread

Size (inch)	DN (mm)	PN (bar)	JRG Code	GF Code	Weight (kg)	d1 G (inch)	l1 (mm)	l2 (mm)	l3 (mm)	z (mm)
¾	20	16	5178.320	350 894 968	0.175	1	46	7	14	32
1	25	16	5178.400	350 895 068	0.300	1 ¼	51	8	15	35
1 ¼	32	16	5178.480	350 895 168	0.450	1 ½	55	9	16	37



Union

- Description: to 1300-1333, 1350-1363, 2100-2110, 2113, 2130-2140, 2143, 8201.402, 9601.040, 9603.040, 9606.040, 9695.480
- Material: brass
- Connection: male thread

GN (inch)	DN (mm)	JRG Code	GF Code	Weight (kg)	d1 R (inch)	d2 G (inch)	l1 (mm)	l2 (mm)	z (mm)
¾	20	8201.320	350 331 801	0.100	¾	1	29	7	13
1	25	8201.400	350 331 901	0.180	1	1 ¼	34	8	15
1 ¼	32	8201.480	350 332 001	0.290	1 ¼	1 ½	38	9	18




Union

- Description: to 1611, 1631, 2191, 3600, 5211, 5281, 6320, 6325
- Material: gunmetal
- Connection: female thread
- * as long as stock last

GN (inch)	DN (mm)	JRG Code	GF Code	Weight (kg)	d1 Rp (inch)	d2 G (inch)	l (mm)	z (mm)
¾	20	8333.320	351 061 415	0.175	¾	1	52	29
1	25	8333.400	351 061 425	0.310	1	1 ¼	59	32
1 ¼	32	8333.480	351 061 435	0.467	1 ¼	1 ½	65	34


Connection pieces



JRG Sanipex MT Adapter to valves

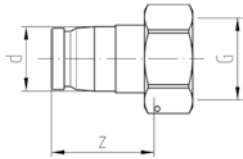
- Description: for JRG Sanipex d16/20, JRG Sanipex MT Pipes
- Material: gunmetal, plastic
- Connection: JRG Sanipex MT

d	GN	JRG	GF	Weight	d1 G	l1	l2	l3	z1	⊘
(mm)	(inch)	Code	Code	(kg)	(inch)	(mm)	(mm)	(mm)	(mm)	
16	1	4700.108	351 616 936	0.135	1	42.5	7.0	35.5	22.5	37
20	1	4700.110	351 620 936	0.080	1	49.0	7.0	42.0	20.5	37
26	1	4700.112	351 626 994	0.115	1	54.5	7.0	47.5	18.5	37
32	1 ¼	4700.126	351 632 995	0.200	1 ¼	65.5	8.0	57.5	19.5	46
40	1 ½	4700.132	351 640 995	0.330	1 ½	77.5	9.0	68.5	23.5	55



iFIT Transition union module brass With flat sealed

- Material: brass, dezincification resistant
- Supplied with sealing

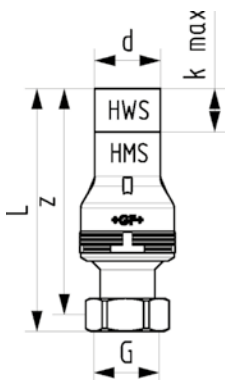


d	Thread Type	Size	Code	Weight	z
(mm)		(inch)		(kg)	(mm)
25 - 32	G	1	762 101 282	0.179	55
25 - 32	G	1 ¼	762 101 283	0.251	48
25 - 32	G	1 ½	762 101 284	0.357	50



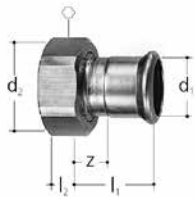
INSTAFLEX Adapter loose union nut - flat seal

- Socket fusion transition to loose nut adapter concerning
- Thread in DZR brass, UBA (Umwelt Bundesamt, Germany) conform
- EPDM sealing hot and cold water approved
- Incl. flat seal EPDM



d	G	Code	Weight	L	z	k max.	L min.	SF
(mm)	(inch)		(kg)	(mm)	(mm)	(mm)	(mm)	(mm)
20	1	761 069 686	0.171	107	98	24	16	
25	1	761 069 688	0.211	110	102	23	20	
25	1 ¼	761 069 689	0.274	118	109	23	20	
32	1	761 069 690	0.260	118	110	21	22	
32	1 ¼	761 069 691	0.289	118	110	21	22	
32	1 ½	761 069 692	0.358	119	110	21	22	
40	1 ¼	761 069 693	0.378	134	105	24	26	
40	1 ½	761 069 694	0.402	132	124	24	24	

Connection pieces



Mapress Union

- Description: to 1303, 1313, 1323, 1333, 1353, 1363, 1611, 1621, 2100-2140, 2161, 3600, 5010, 5011, 5080, 5081, 5211, 5281, 6320
- Connection: Mapress
- Consisting of: loose nut, press-socket, flat sealed

d1 (mm)	DN (mm)	JRG Code	GF Code	Weight (kg)	d2 G (inch)	l1 (mm)	l2 (mm)	z (mm)	⊕
22	20	8350.022	355 600 202	0.110	1	32	9	12	36
28	25	8350.028	355 600 203	0.170	1 ¼	36	9	13	46
35	32	8350.035	355 600 204	0.214	1 ½	39	10	14	52



Mapress Union

- Description: to 1503, 1643, 1663, 2170, 3400, 5103, 5120, 5133, 5085, 5086
- Connection: Mapress
- Consisting of: loose nut, press-socket, flat sealed
- *as long as stock last

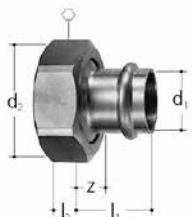
d1 (mm)	DN (mm)	JRG Code	GF Code	Weight (kg)	d2 G (inch)	l1 (mm)	l2 (mm)	z (mm)	⊕
18	15	8351.018	355 600 407	0.157	1 ¼	39	8	18	46
22	20	8351.022	355 600 402	0.140	1 ¼	42	8	21	46
22	20	8351.122	355 600 408	0.208	1 ½	42	9	21	54
28	25	8351.028	355 600 403	0.210	1 ½	44	9	21	54



Optipress/Sanpress Union

- Description: to 1303, 1313, 1323, 1333, 1353, 1363, 1611, 1621, 2100-2140, 2161, 3600, 5010, 5011, 5080, 5081, 5211, 5281, 6320
- Connection: Optipress / Sanpress
- Consisting of: loose nut, press-socket, flat sealed

d1 (mm)	DN (mm)	JRG Code	GF Code	Weight (kg)	d2 G (inch)	l1 (mm)	l2 (mm)	z (mm)	⊕
22	20	8355.022	355 600 603	0.110	1	39	9	15	37
28	25	8355.028	355 600 604	0.170	1 ¼	42	11	18	46
35	32	8355.035	355 600 605	0.210	1 ½	44	13	18	53



Optipress/Sanpress Union

- Description: to 1503, 1643, 1663, 2170, 3400, 5015, 5016, 5103, 5120, 5133, 5085, 5086
- Connection: Optipress / Sanpress
- Consisting of: loose nut, press-socket, flat sealed

d1 (mm)	DN (mm)	JRG Code	GF Code	Weight (kg)	d2 G (inch)	l1 (mm)	l2 (mm)	z (mm)	⊕
18	15	8356.018	355 600 808	0.180	1 ¼	40	9	18	46
22	20	8356.022	355 600 802	0.250	1 ¼	36	11	12	50
22	20	8356.122	355 600 807	0.180	1 ½	36	9	12	52
28	25	8356.028	355 600 803	0.190	1 ½	38	12	14	52

Spare parts



JRG LegioStop Upper part

- Description: to JRGUSIT NG
- Temperature: max. 90°C
- Material: gunmetal, stainless steel, EPDM, plastic

GN (inch)	DN (mm)	JRG Code	GF Code	Weight (kg)	d2 G (inch)	d4 (mm)	h (mm)	hub max. (mm)
¾	20	5158.320	350 894 917	0.200	¾	53	42.5	11.0



JRGARANT from 2008 upper part brass

- Description: to 1025, 1028, 1630, 1631, 2190, 2191
- Material: metal
- Factory setting: available between 100 - 1000 kPa (1 - 10 bar)

GN (inch)	Size (inch)	JRG Code	GF Code	Weight (kg)	d1 (mm)	l1 (mm)	l2 (mm)
½ - ¾	¾	1048.320	350 599 952	0.233	TR30x1.5	74	97



Oberteil Geradsitzventil mit Rückflussverhinderer - Heizungsfüllventil

Passend zu 1511 / 1521 / 1531 / 1541 / 5191

GN (inch)	Code
½	350 894 803



Oberteil zu KRV Absperrventil - Abgang zu Wassererwärmer

Passend zu 1511 / 1521 / 1531 / 1541 / 1542 / 5191

GN (inch)	Code
1	350 895 003

Spare parts



(4) Upper part for straight seat valve with non return valve

- Description: to 1503, 5102, 5103, 5110, 5112, 6303

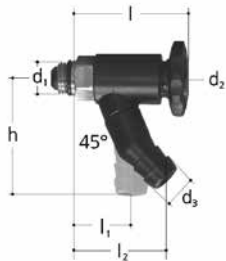
GN (inch)	GF Code
½	350 894 803



JRGARANT from 2008 upper part brass

- Description: to 1025, 1028, 1630, 1631, 2190, 2191
- Material: metal
- Factory setting: available between 100 - 1000 kPa (1 - 10 bar)

GN (inch)	Size (inch)	JRG Code	GF Code	Weight (kg)	d1	l1 (mm)	l2 (mm)
½ - ¾	¾	1048.320	350 599 952	0.233	TR30x1.5	74	97




JRG LegioStop drain cock, PN 16

- Temperature: max. 90°C
- Material: brass
- Connection: male thread
- * to 5120

DN (mm)	Size (inch)	GN (inch)	JRG Code	GF Code	Weight (kg)
8	¼	¼	7301.080	350 896 020	0.053

DN (mm)	d1 R (inch)	d2 (mm)	d3 (mm)	h (mm)	l (mm)	l1 (mm)	l2 (mm)
8	¼	30	14	45	46	25	38

Spare parts



Filter element, standard

- Description: to 1350-1363, 1830-1846
- Temperature: max. 30°C
- Material: monofilament

d (mm)	JRG Code	GF Code	Weight (kg)	h (mm)	µm
70	1838.100	350 588 702	0.150	250	100



Filter cup, PN 16

- Description: to 1350, 1353, 1830, 1840
- Material: plastic, EPDM

JRG Code	GF Code	Weight (kg)
1848.000	350 584 101	0.840



Fine filter key

- Description: to 1830, 1849
- Material: plastic

d (mm)	JRG Code	GF Code	Weight (kg)	h (mm)
113	8127.000	355 591 401	0.080	190



JRGUSIT NG Profile seal

- Material: EPDM

DN (mm)	Code	Weight (kg)	d1 (mm)	d2 (mm)	h (mm)
25	351 061 429	0.002	39.0	26.5	1.5
32	351 061 439	0.002	44.5	33.5	1.5



Worldwide at home

Our sales companies and representatives ensure local customer support in over 100 countries.

www.gfps.com

Argentina / Southern South America

Georg Fischer Central Plastics Sudamérica S.R.L.
Buenos Aires / Argentina
Phone +54 11 4512 02 90
Fax +54 11 4512 02 93
gfccentral.ps.ar@georgfischer.com
www.gfps.com/ar

Australia

George Fischer Pty Ltd
Riverwood NSW 2210
Phone +61 (0) 2 9502 8000
Fax +61 (0) 2 9502 8090
australia.ps@georgfischer.com
www.gfps.com/au

Austria

Georg Fischer Rohrleitungssysteme GmbH
3130 Herzogenburg
Phone +43 (0) 2782 856 43 0
Fax +43 (0) 2782 856 64
austria.ps@georgfischer.com
www.gfps.com/at

Belgium / Luxembourg

Georg Fischer NV/SA
1600 Sint-Pieters-Leeuw / Belgium
Phone +32 (0) 2 556 40 20
Fax +32 (0) 2 524 34 26
be.ps@georgfischer.com
www.gfps.com/be

Brazil

Georg Fischer Sist. de Tub. Ltda.
04571-020 São Paulo/SP
Phone +55 (0) 11 5525 1311
br.ps@georgfischer.com
www.gfps.com/br

Canada

Georg Fischer Piping Systems Ltd
Mississauga, ON L5T 2B2
Phone +1 (905) 670 8005
Fax +1 (905) 670 8513
ca.ps@georgfischer.com
www.gfps.com/ca

China

Georg Fischer Piping Systems Ltd
201319 Shanghai
Phone +86 21 3899 3899
Fax +86 21 3899 3888
china.ps@georgfischer.com
www.gfps.com/cn

Denmark / Iceland

Georg Fischer A/S
2630 Taastrup / Denmark
Phone +45 (0) 7022 1975
Fax +45 (0) 7022 1976
info.dk.ps@georgfischer.com
www.gfps.com/dk

Finland

Georg Fischer AB
01510 Vantaa
Phone +358 (0) 9 586 58 25
Fax +358 (0) 9 586 58 29
info.fi.ps@georgfischer.com
www.gfps.com/fi

France

Georg Fischer SAS
95932 Roissy Charles de Gaulle Cedex
Phone +33 (0) 1 41 84 68 84
Fax +33 (0) 1 41 84 68 85
fr.ps@georgfischer.com
www.gfps.com/fr

Germany

Georg Fischer GmbH
73095 Albershausen
Phone +49 (0) 7161 302 0
Fax +49 (0) 7161 302 25 9
info.de.ps@georgfischer.com
www.gfps.com/de

India

Georg Fischer Piping Systems Pvt. Ltd.
400 076 Powai, Mumbai
Phone +91 22 4007 2000
Fax +91 22 4007 2020
branchoffice@georgfischer.com
www.gfps.com/in

Indonesia

PT Georg Fischer Indonesia
Karawang 41371, Jawa Barat
Phone +62 267 432 044
Fax +62 267 431 857
indonesia.ps@georgfischer.com
www.gfps.com/id

Italy

Georg Fischer S.p.A.
20864 Agrate Brianza (MB)
Phone +39 02 921 86 1
Fax +39 02 921 86 24 7
it.ps@georgfischer.com
www.gfps.com/it

Japan

Georg Fischer Ltd
530-0003 Osaka
Phone +81 (0) 6 6341 2451
jp.ps@georgfischer.com
www.gfps.com/jp

Korea

Georg Fischer Piping Systems
463-824 Seoul
Phone +82 31 8017 1450 3
Fax +82 31 8017 1454
kor.ps@georgfischer.com
www.gfps.com/kr

Malaysia

George Fischer (M) Sdn. Bhd.
41200 Klang, Selangor Darul Ehsan
Phone +60 (0) 3 3122 5585
Fax +60 (0) 3 3122 5575
my.ps@georgfischer.com
www.gfps.com/my

Mexico / Northern Latin America

Georg Fischer S.A. de C.V.
CP 66636 Apodaca, Nuevo Leon / Mexico
Phone +52 (81) 1340 8586
Fax +52 (81) 1522 8906
mx.ps@georgfischer.com
www.gfps.com/mx

Middle East

Georg Fischer Piping Systems (Switzerland) Ltd
Dubai / United Arab Emirates
Phone +971 4 289 49 60
Fax +971 4 289 49 57
gss.ps@georgfischer.com
www.gfps.com/int

Netherlands

Georg Fischer N.V.
8161 PA Epe
Phone +31 (0) 578 678 222
Fax +31 (0) 578 621 768
nl.ps@georgfischer.com
www.gfps.com/nl

New Zealand

Georg Fischer Ltd
5140 Upper Hutt
Phone +64 (0) 4 527 9813
Fax +64 (0) 4 527 9834
nz.ps@georgfischer.com
www.gfps.com/nz

Norway

Georg Fischer AS
1351 Rud
Phone +47 67 18 29 00
Fax +47 67 13 92 92
no.ps@georgfischer.com
www.gfps.com/no

Philippines

Georg Fischer Pte. Ltd.
Philippines Representative Office
1500 San Juan City
Phone +632 571 2365
Fax +632 571 2368
sgp.ps@georgfischer.com
www.gfps.com/sg

Poland

Georg Fischer Sp. z o.o.
05 090 Sekocin Nowy
Phone +48 (0) 22 3131 050
Fax +48 (0) 22 3131 060
poland.ps@georgfischer.com
www.gfps.com/pl

Romania

Georg Fischer Rohrleitungssysteme (Elvetia)
S.A. SUCURSALA BUCURESTI
020257 Bucuresti
Phone +40 311 040 492
Fax +40 212 317 479
ro.ps@georgfischer.com
www.gfps.com/int

Russia

Georg Fischer Piping Systems (Switzerland) Ltd
Moscow Representative Office
125040 Moscow
Phone +7 495 748 11 44
ru.ps@georgfischer.com
www.gfps.com/ru

Singapore

Georg Fischer Pte Ltd
528 872 Singapore
Phone +65 6747 0611
Fax +65 6747 05 77
sgp.ps@georgfischer.com
www.gfps.com/sg

Spain / Portugal

Georg Fischer S.A.
28046 Madrid / Spain
Phone +34 (0) 91 781 98 90
Fax +34 (0) 91 426 08 23
es.ps@georgfischer.com
www.gfps.com/es

Sweden

Georg Fischer AB
11743 Stockholm
Phone +46 (0) 8 506 77 50 0
Fax +46 (0) 8 749 23 70
info.se.ps@georgfischer.com
www.gfps.com/se

Switzerland

Georg Fischer Rohrleitungssysteme (Schweiz) AG
8201 Schaffhausen
Phone +41 (0)52 631 3026
Fax +41 (0)52 631 2800
ch.ps@georgfischer.com
www.gfps.com/ch

Taiwan

Georg Fischer Co. Ltd.
24158 New Taipei City
Phone +886 2 8512 2822
Fax +886 2 8512 2823
tw@georgfischer.com
www.gfps.com/tw

Turkey

Georg Fischer Hakan Plastik
Boru ve Profil San. Tic. A.Ş.
59500 Cerkezkoy / Tekirdag
Phone +90 282 726 64 43
Fax +90 282 726 94 67
hpsales@hakan.com.tr
www.hakan.com.tr

United Kingdom / Ireland

Georg Fischer Sales Ltd
CV2 2ST Coventry / United Kingdom
Phone +44 (0) 2476 535 535
Fax +44 (0) 2476 530 450
uk.ps@georgfischer.com
www.gfps.com/uk

USA / Caribbean

Georg Fischer LLC
92618 Irvine, CA / USA
Phone +1 714 731 88 00
Fax +1 714 731 62 01
Toll Free 800/854 40 90
us.ps@georgfischer.com
www.gfps.com/us

Vietnam

Georg Fischer Pte Ltd
Representative Office
Ho Chi Minh City
Phone +84 28 3948 4000
Fax +84 28 3948 4010
sgp.ps@georgfischer.com
www.gfps.com/vn

International

Georg Fischer Piping Systems (Switzerland) Ltd
8201 Schaffhausen / Switzerland
Phone +41 (0) 52 631 3003
Fax +41 (0) 52 631 2893
info.export@georgfischer.com
www.gfps.com/int

The technical data are not binding. They neither constitute expressly warranted characteristics nor guaranteed properties nor a guaranteed durability. They are subject to modification. Our General Terms of Sale apply.



37 273 62
e / 06.21 / IH
© Georg Fischer JRG AG
Hauptstrasse 130
CH-4450 Sissach/Switzerland
Telefon +41 (0) 61 975 22 22
info.jrg.ps@georgfischer.com
Printed in Switzerland