

JRG LegioStop Valves

JRG LegioStop Concealed straight seat valve



Made for you

Planners and installers alike as well as owners/tenants will clearly benefit from the new concealed straight seat valve. The cavity-free top applying approved JRG LegioStop technology guarantees many years of smooth shut-off operations in installations and housing units.

+ Properties

Pre-assembled mounting set comprising

Hand wheel/rosette made of plastics, chrome-plated

Medium code ring, utility marker blue/red

Self-adhesive sealing ring

Hexagonal valve rod extension made of aluminium

Grinded spindle made of CNS

Valve seat made of CNS

Body and top made of gunmetal

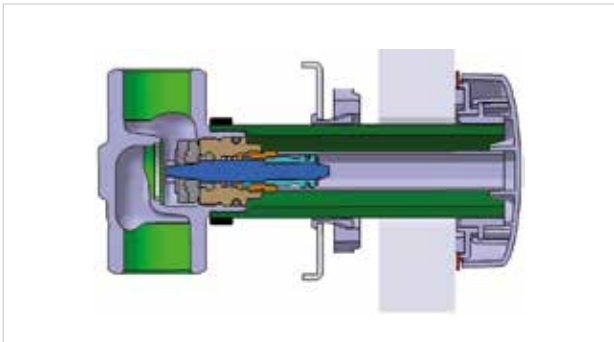
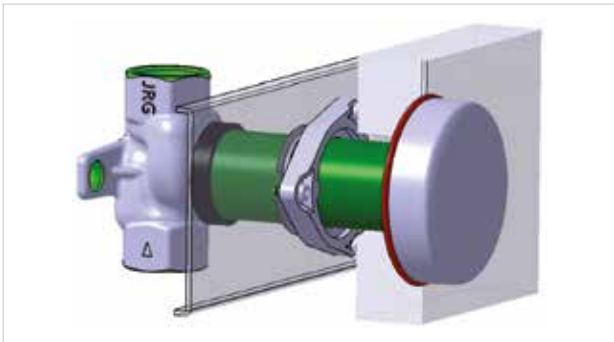
Sheath tube made of plastics

Sealings/O-rings made of EPDM

Fitting flange



The JRG LegioStop concealed straight seat valve is assembled in the pre-wall area applying a novel mounting technique with the help of a mounting plate to be provided on site. According to requirements, the JRG LegioStop concealed straight seat valve can be twist-proof mounted with the cast-on flange showing backwards or be fixed onto the sheath-tube which is firmly connected to the valve. Utilities can be marked using the provided code rings (red and blue). The rubber seal of the blind flange prevents splash water from penetrating into the building construction.



The chrome-plated plastic rosette can be used as plaincover (inspection lid for authorities) or, together with the additionally provided valve rod extension, as handle for locking the JRG LegioStop concealed straight seat valve.

The JRG LegioStop concealed straight seat valve made of gunmetal meets all technical and hygienic requirements on up-to-date valves.

+ Advantages

Pre-assembled mounting set

- Operating handle or rosette
- Medium code rings (utility markers: blue/red)
- Product-independent rosette design
- Same rosette for all dimensions

Top

- Cavity-free top for all dimensions
- Hexagonal valve rod ending

Sheath tube


- Thanks to excess length no additional extensions required in most cases

Fixation

- Rear fixation via noise protection elements onto the wall or mounting plate possible
- Twist-proof fixation via sheath tube

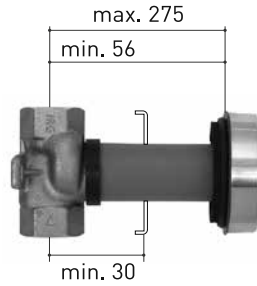


Installation instructions



Rear fixation

With this mounting type the JRG LegioStop concealed straight seat valve is fixed to the installation via mounting points (observe noise protection).



Fixation on the sheath tube

With this mounting type the JRG LegioStop concealed straight seat valve is fixed via sheath tube using a patented clamp.



Cut the sheath tube to 30 mm length from the finished wall.



The mounting plate is to be provided on site with a thickness of minimum 2 – maximum 3 mm must come with a borehole of 38 mm in diameter.



Attach the red or the blue code ring (utility marker) to the blind flange and mount it to the sheath tube. Put the coupling nut on the tube end and screw it two turns by hand. Then tighten the nut using a wrench until the sealing lies flat and seals smoothly.



Squeeze the slotted pre-assembled clamping ring; insert it collar first through the borehole until it latches.



Check: Properly tightened if a gap of about 0.5 mm is visible between the ring and the tiles. Trim the sheath tube to be flush with the leading edge of the nut.



Insert the JRG LegioStop concealed straight seat valve through the clamp from the back. Adjust it according to the desired length and screw in the three sheet-metal screws fully (screwdriver torx 15).



















Insert the hexagonal valve rod extension into the sheath tube through the valve rod hexagon all the way to the stop. Mark the extension to be flush with the leading edge of the coupling nut, trim it at right angles, and debur it.








Attach the handle rosette to the trimmed valve rod extension. Insert the valve rod extension into the sheath tube through the hexagon of the valve rod until it clips on the blind flange.

Range of products

JRG Valves	JRG Code	Text	Dimension
	5900.240		1/2
	5900.320	Concealed straight seat valve with inner thread	3/4
	5900.400		1
	5910.320	Concealed straight seat valve with Mepla connection	3/4
	5916.320	Concealed straight seat valve with inner thread	3/4
	5920.240		1/2
	5920.320	Concealed corner straight seat valve with sleeve	3/4
	5921.320		1/2
	5921.320	Concealed corner straight seat valve without sleeve	3/4
	5922.016		16
	5922.020		20
	5922.026	Concealed straight seat valve with MT connection	26
	5922.032		32
	5924.016		16/20
	5924.025	Concealed straight seat valve with iFit connection	25/32

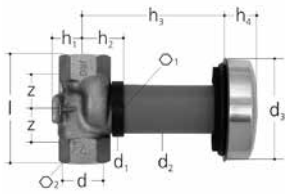
JRG Sanipex	JRG Code	Text	Dimension
	5444.000	Concealed straight seat distributor valve 4-fold	3/4-16
	5444.002	Concealed straight seat distributor valve 4-fold	3/4-16
	5458.045	Shut-off unit without counter	3/4
	5458.055	Shut-off unit with counter	3/4
	5458.058	Compact unit for GIS profile, without counter	3/4
	5458.065	Compact unit for GIS profile, 1 counter	3/4
	5458.075	Compact unit for GIS profile, 2 counters	3/4
	5459.058	Compact unit for Duofix, without counter	3/4
	5459.065	Compact unit for Duofix, 1 counter	3/4
	5459.075	Compact unit for Duofix, 2 counters	3/4

Accessoires/Spare parts

	JRG Code	Text	Dimension
	5929.001	Fixing set rear, for flange	-
	5929.002	Fixing set front, for sheath tube	-
	5929.004	Manual device	-
	5995.000	Replacement top	M25 x 1,5 mm
	35 10 620 89	Replacement preassembled mounting set	-



GF JRG Valves

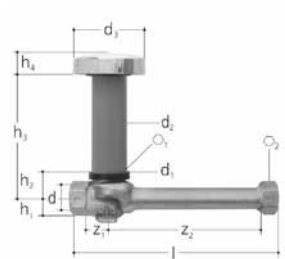


JRG LegioStop Concealed straight seat valve, PN 16

- Temperature: max. 90°C
- Material: gunmetal, stainless steel, EPDM, plastic
- Connection: female thread

d Rp (inch)	GN (inch)	DN (mm)	JRG Code	GF Code	Weight (kg)
½	½	15	5900.240	351 062 000	0.577
¾	¾	20	5900.320	351 062 001	0.606
1	1	25	5900.400	351 062 002	0.810

d Rp (inch)	GN (inch)	DN (mm)	d1 (mm)	d2 (mm)	d3 (mm)	h1 (mm)	h2 (mm)	h3 (mm)	h4 (mm)	l (mm)	z (mm)	○1	○2
½	½	15	39	34	71	18	28	43 - 275	22	65	20	18	27
¾	¾	20	39	34	71	22	28	43 - 275	22	75	23	18	32
1	1	25	39	34	71	27	28	43 - 275	22	90	28	18	41

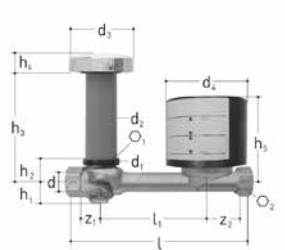


JRG LegioStop Concealed shut off fitting, PN 10

- Temperature: max. 90°C
- Material: gunmetal, stainless steel, EPDM, plastic
- Connection: female thread

d Rp (inch)	GN (inch)	DN (mm)	JRG Code	GF Code	Weight (kg)
¾	¾	20	5910.320	355 566 455	0.967

d Rp (inch)	GN (inch)	DN (mm)	d1 (mm)	d2 (mm)	d3 (mm)	h1 (mm)	h2 (mm)	h3 (mm)	h4 (mm)	l (mm)	z1 (mm)	z2 (mm)	○1	○2
¾	¾	20	39	34	71	22	28	43 - 110	24	223	23	170	18	32



JRG LegioStop Concealed shut off fitting, PN 10

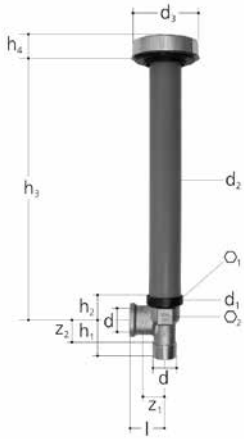
- Temperature: max. 90°C
- Material: gunmetal, stainless steel, EPDM, plastic
- Connection: female thread
- Consisting of: concealed straight seat valve, counter connection UPZ KOAX

d Rp (inch)	GN (inch)	DN (mm)	JRG Code	GF Code	Weight (kg)
¾	¾	20	5916.320	355 566 480	1.410

d Rp (inch)	GN (inch)	DN (mm)	d1 (mm)	d2 (mm)	d3 (mm)	d4 (mm)	h1 (mm)	h2 (mm)	h3 (mm)	h4 (mm)	h5 (mm)	l (mm)	l1 (mm)	z1 (mm)	z2 (mm)
¾	¾	20	39	34	71	103	22	28	43 - 110	24	95	223	130	23	40

d Rp (inch)	GN (inch)	DN (mm)	○1	○2
¾	¾	20	18	32

GF JRG Valves

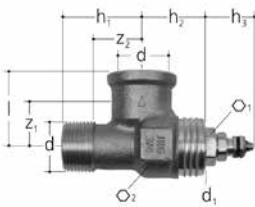


JRG LegioStop Concealed corner straight seat, PN 16

- Temperature: max. 90°C
- Material: gunmetal, stainless steel, EPDM, plastic
- Connection: inlet male thread, outlet female thread

d Rp (inch)	GN (inch)	DN (mm)	JRG Code	GF Code	Weight (kg)
½	½	15	5920.240	351 062 016	0.465
¾	¾	20	5920.320	351 062 018	0.533

d Rp (inch)	GN (inch)	DN (mm)	d1 (mm)	d2 (mm)	d3 (mm)	h1 (mm)	h2 (mm)	h3 (mm)	h4 (mm)	l (mm)	z1 (mm)	z2 (mm)	○1	○2
½	½	15	39	34	71	35	24	43 - 275	22	33	20	22	18	34
¾	¾	20	39	34	71	40	27	43 - 275	22	38	23	25	18	42

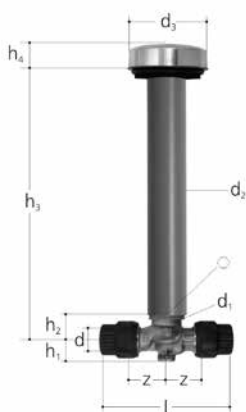


JRG LegioStop Concealed corner straight seat, PN 16

- Temperature: max. 90°C
- Material: gunmetal, stainless steel, EPDM
- Connection: inlet male thread, outlet female thread

d Rp (inch)	GN (inch)	DN (mm)	JRG Code	GF Code	Weight (kg)
½	½	15	5921.240	351 062 017	0.275
¾	¾	20	5921.320	351 062 019	0.340

d Rp (inch)	GN (inch)	DN (mm)	d1 (mm)	h1 (mm)	h2 (mm)	h3 (mm)	l (mm)	z1 (mm)	○1	○2
½	½	15	25	35	29	30	33	20	18	34
¾	¾	20	25	40	32	30	38	23	18	42



JRG LegioStop Concealed straight seat valve, PN 10

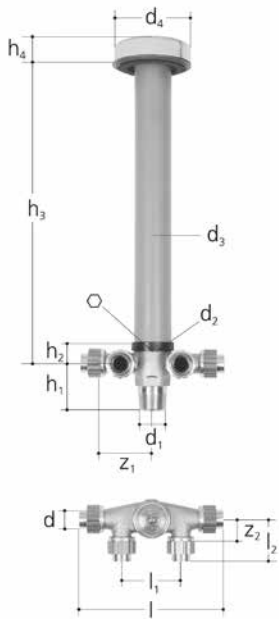
- Temperature: max. 90°C
- Material: gunmetal, stainless steel, EPDM
- Connection: JRG Sanipex MT

d (mm)	GN (mm)	DN (mm)	JRG Code	GF Code	Weight (kg)
16	16	12	5922.016	351 616 999	0.530
20	20	15	5922.020	351 620 999	0.598
26	26	20	5922.026	351 626 999	0.580
32	32	25	5922.032	351 632 999	0.950

d (mm)	GN (mm)	DN (mm)	d1 (mm)	d2 (mm)	d3 (mm)	h1 (mm)	h2 (mm)	h3 (mm)	h4 (mm)	l (mm)	z (mm)	○
16	16	12	39	34	71	15	28	43 - 275	24	108	37	18
20	20	15	39	34	71	18	28	43 - 275	24	120	39	18
26	26	20	39	34	71	22	28	43 - 275	24	137	41	18
32	32	25	39	34	71	27	28	43 - 275	24	172	49	18

JRG Sanipex

JRG LegioStop Concealed straight seat valve for distribution 4-way, PN 10

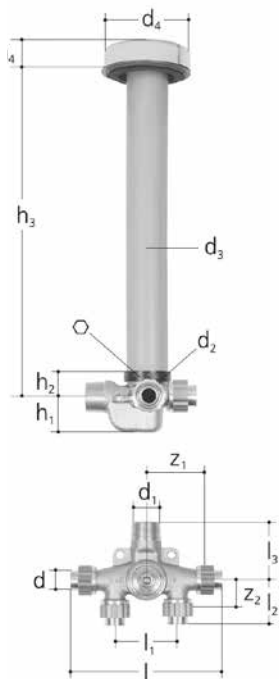


- Description: max. 16 LU
- Temperature: max. 90°C
- Material: gunmetal, stainless steel, EPDM, plastic
- Connection: JRG Sanipex
- Front fixing set 5929.002

d	GN	JRG	GF	Weight
(mm)	(inch)	Code	Code	(kg)
16	¾	5444.000	351 062 020	0.725

d	GN	d1 R	d2	d3	d4	h1	h2	h3	h4	l	l1	l2	z1	z2	⊘
(mm)	(inch)	(inch)	(mm)	(mm)	(mm)	(mm)	(mm)	(mm)	(mm)	(mm)	(mm)	(mm)	(mm)	(mm)	
16	¾	¾	39	34	71	43	19	35 - 265	24	136	55	41	51	24	18

JRG LegioStop Concealed straight seat valve for distribution 4-way, PN 10



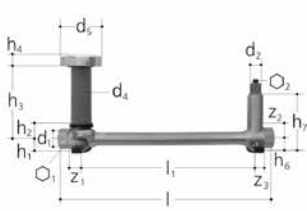
- Description: max. 16 LU
- Temperature: max. 90°C
- Material: gunmetal, brass, EPDM, plastic
- Connection: JRG Sanipex
- Front fixing set 5929.002

d	GN	JRG	GF	Weight
(mm)	(inch)	Code	Code	(kg)
16	¾	5444.002	351 062 022	0.780

d	GN	d1 R	d2	d3	d4	h1	h2	h3	h4	l	l1	l2	l3	z1	z2
(mm)	(inch)	(inch)	(mm)	(mm)	(mm)	(mm)	(mm)	(mm)	(mm)	(mm)	(mm)	(mm)	(mm)	(mm)	(mm)
16	¾	¾	39	34	71	30	21	35 - 265	24	136	55	41	51	51	24

d	GN	⊘
(mm)	(inch)	
16	¾	18

JRG Sanipex



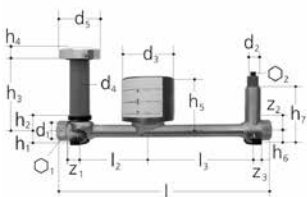
JRG LegioStop Shut-off unit, PN 10

- Temperature: max. 90°C
- Material: gunmetal, stainless steel, EPDM, plastic
- Connection: female thread
- Consisting of: concealed straight seat valve, washing basin outlet, pressure plug, noise absorbing plate

GN (inch)	DN (mm)	JRG Code	GF Code	Weight (kg)
¾	20	5458.045	355 566 411	1.550

GN (inch)	DN (mm)	d1 Rp (inch)	d2 Rp (inch)	d4 (mm)	d5 (mm)	h1 (mm)	h2 (mm)	h3 (mm)	h4 (mm)	h6 (mm)	h7 (mm)	l (mm)	l1 (mm)	z1 (mm)
¾	20	¾	½	34	71	22	28	43 - 110	22	22	97	368	300	23

GN (inch)	DN (mm)	z2 (mm)	z3 (mm)	○1	○2
¾	20	20	15	32	10



JRG LegioStop Shut-off unit, PN 10


- Temperature: max. 90°C
- Material: gunmetal, stainless steel, EPDM, plastic
- Connection: female thread
- Consisting of: concealed straight seat valve, washing basin outlet, pressure plug, noise absorbing plate, counter connection UPZ KOAX

GN (inch)	DN (mm)	JRG Code	GF Code	Weight (kg)
¾	20	5458.055	355 566 476	2.040

GN (inch)	DN (mm)	d1 Rp (inch)	d2 Rp (inch)	d3 (mm)	d4 (mm)	d5 (mm)	h1 (mm)	h2 (mm)	h3 (mm)	h4 (mm)	h5 (mm)	h6 (mm)	h7 (mm)	l (mm)
¾	20	¾	½	103	34	71	22	28	43 - 110	22	100	22	97	368

GN (inch)	DN (mm)	l2 (mm)	l3 (mm)	z1 (mm)	z2 (mm)	z3 (mm)	○1	○2
¾	20	130	170	23	20	15	32	10

JRG Sanipex



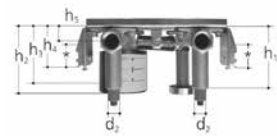
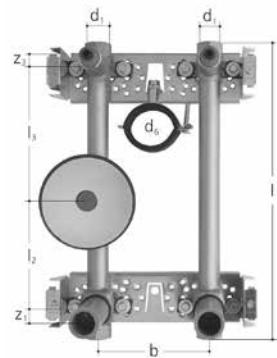
* GIS Profile

JRG LegioStop Compact unit, PN 10

- Description: to GIS Profile
- Consisting of: 2 plates, 2 lockable units, drain pipe, pressure plug, fixing clip, noise absorbing plate

GN (inch)	DN (mm)	JRG Code	GF Code	Weight (kg)
¾	20	5458.058	355 566 469	4.095

GN (inch)	DN (mm)	b (mm)	d1 Rp (inch)	d2 Rp (inch)	d6 (mm)	h1 (mm)	h3 (mm)	h4 (mm)	h5 (mm)	l (mm)	l1 (mm)	z1 (mm)	z3 (mm)
¾	20	141	¾	½	50 - 56	130	97	71	22	368	300	23	15



* GIS Profile

JRG LegioStop Compact unit, PN 10

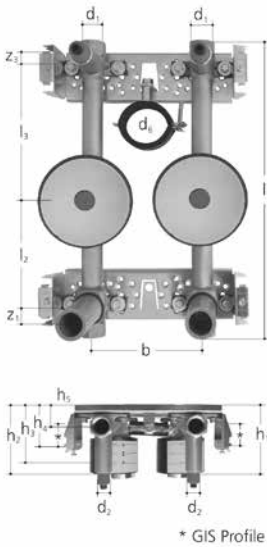
- Description: to GIS Profile
- Consisting of: 2 plates, shut-off unit, drain pipe, pressure plug, fixing clip, noise absorbing plate, counter connection UPZ KOAX

GN (inch)	DN (mm)	JRG Code	GF Code	Weight (kg)
¾	20	5458.065	355 566 477	4.500

GN (inch)	DN (mm)	b (mm)	d1 Rp (inch)	d2 Rp (inch)	d6 (mm)	h1 (mm)	h2 (mm)	h3 (mm)	h4 (mm)	h5 (mm)	l (mm)	l2 (mm)	l3 (mm)	z1 (mm)
¾	20	141	¾	½	50 - 56	130	110	97	71	22	368	130	170	23

GN (inch)	DN (mm)	z3 (mm)
¾	20	15

JRG Sanipex



JRG LegioStop Compact unit, PN 10

- Description: to GIS Profile
- Consisting of: 2 plates, 2 shut-off units, compact unit, 2 counter connections UPZ KOAX

GN (inch)	DN (mm)	JRG Code	GF Code	Weight (kg)
¾	20	5458.075	355 566 478	4.905

GN (inch)	DN (mm)	b (mm)	d1 Rp (inch)	d2 Rp (inch)	d6 (mm)	h1 (mm)	h2 (mm)	h3 (mm)	h4 (mm)	h5 (mm)	l (mm)	l2 (mm)	l3 (mm)	z1 (mm)
¾	20	141	¾	½	50 - 56	130	110	97	71	22	368	130	170	23

GN (inch)	DN (mm)	z3 (mm)
¾	20	15

Fixing clip for washbasin

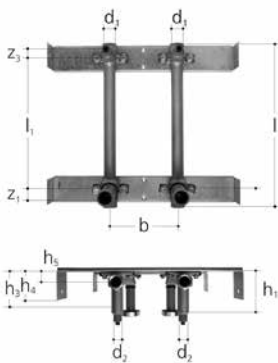


- Description: to GIS Profile
- Material: steel, galvanized

d (mm)	JRG Code	GF Code	Weight (kg)
M10	5566.439	355 566 439	0.219

JRG LegioStop Compact unit, PN 10

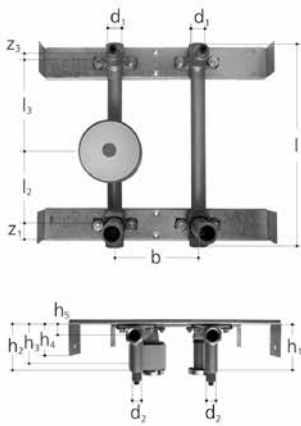
- Description: to Duofix washing basin element
- Consisting of: 2 plates, 2 shut-off units, compact unit



GN (inch)	DN (mm)	JRG Code	GF Code	Weight (kg)
¾	20	5459.058	355 566 358	4.140

GN (inch)	DN (mm)	b (mm)	d1 Rp (inch)	d2 Rp (inch)	h1 (mm)	h2 (mm)	h3 (mm)	h4 (mm)	h5 (mm)	l (mm)	l2 (mm)	l3 (mm)	z1 (mm)	z3 (mm)
¾	20	153	¾	½	130	110	97	63	22	368	130	170	23	15

JRG Sanipex

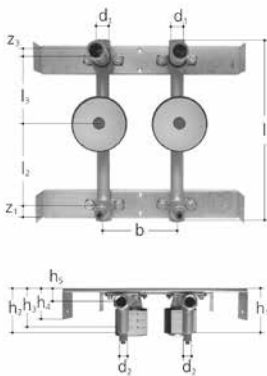


JRG LegioStop Compact unit, PN 10

- Description: to Duofix washing basin element
- Consisting of: 2 plates, 2 shut-off units, compact unit, counter connection UPZ KOAX

GN (inch)	DN (mm)	JRG Code	GF Code	Weight (kg)
¾	20	5459.065	355 566 371	4.520

GN (inch)	DN (mm)	b (mm)	d1 Rp (inch)	d2 Rp (inch)	h1 (mm)	h2 (mm)	h3 (mm)	h4 (mm)	h5 (mm)	l (mm)	l2 (mm)	l3 (mm)	z1 (mm)	z3 (mm)
¾	20	153	¾	½	130	110	97	63	22	368	130	170	23	15




JRG LegioStop Compact unit, PN 10

- Description: to Duofix washing basin element
- Consisting of: 2 plates, 2 shut-off units, compact unit, 2 counter connections UPZ KOAX

GN (inch)	DN (mm)	JRG Code	GF Code	Weight (kg)
¾	20	5459.075	355 566 372	4.634

GN (inch)	DN (mm)	b (mm)	d1 Rp (inch)	d2 Rp (inch)	h1 (mm)	h2 (mm)	h3 (mm)	h4 (mm)	h5 (mm)	l (mm)	l2 (mm)	l3 (mm)	z1 (mm)	z3 (mm)
¾	20	153	¾	½	130	110	97	63	22	368	130	170	23	15

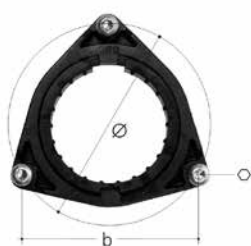
Accessories/Spare parts



Fixing set for rear

- Description: to 1380.320, 5900, 5909, 5910, 5916, 5922, 5924, 5925, 5458.045, 5458.055
- Consisting of: noise absorbing plate 60° shore A, self tapping fixing screws, wahser, dished spring

d (mm)	JRG Code	GF Code	Weight (kg)	b (mm)	⊙
M6	5929.001	351 062 088	0.025	60	10



Fixing set for front

- Description: to 5900, 5909, 5910, 5916, 5920, 5922, 5924, 5925, 5444

JRG Code	GF Code	Weight (kg)	b (mm)	Ø (mm)	⊙
5929.002	351 062 090	0.032	52	60	15



JRG LegioStop Upper part

- Description: to concealed straight seat valve (from 2009)
- Material: gunmetal, stainless steel, EPDM

d (mm)	GN (inch)	DN (mm)	JRG Code	GF Code	Weight (kg)	h (mm)	hub max. (mm)	⊙1	⊙2
M25 x 1.5	½ - 1	15 - 25	5995.000	351 062 081	0.112	25	7	18	11

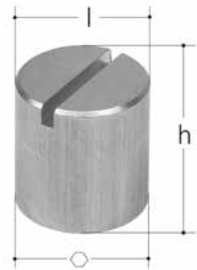
Accessories/Spare parts



Pre-fabricated set

- Description: to concealed straight seat valve (from 2009)

GF Code	Weight (kg)
351 062 089	0.050



Slip-on Coupler with slot

- Description: to concealed valves (from 2009)
- Material: brass

GF Code	Weight (kg)	l (mm)	h (mm)	⊙
351 062 026	0.015	15	15.5	12.8



Manual device, chromium-plated

- Description: to concealed straight seat valve (from 2009)
- Material: metal, plastic

JRG Code	Weight (kg)	GF Code	d1 (mm)	d2 (mm)	h (mm)
5929.004	0.165	351 062 103	71	48	69



Assembly wrench

- Description: to counter unit, blind flange KOAX
- Material: brass, plastic

d1 (mm)	d2 (mm)	JRG Code	GF Code	Weight (kg)	h1 (mm)	⊙
89	13	5456.009	351 511 299	0.567	200	36

Worldwide at home

Our sales companies and representatives ensure local customer support in over 100 countries.

www.gfps.com

Argentina / Southern South America

Georg Fischer Central Plastics Sudamérica S.R.L.
Buenos Aires / Argentina
Phone +54 11 4512 02 90
Fax +54 11 4512 02 93
gfcentral.ps.ar@georgfischer.com
www.gfps.com/ar

Australia

George Fischer Pty Ltd
Riverwood NSW 2210
Phone +61 (0) 2 9502 8000
Fax +61 (0) 2 9502 8090
australia.ps@georgfischer.com
www.gfps.com/au

Austria

Georg Fischer Rohrleitungssysteme GmbH
3130 Herzogenburg
Phone +43 (0) 2782 856 43 0
Fax +43 (0) 2782 856 64
austria.ps@georgfischer.com
www.gfps.com/at

Belgium / Luxembourg

Georg Fischer NV/SA
1600 Sint-Pieters-Leeuw / Belgium
Phone +32 (0) 2 556 40 20
Fax +32 (0) 2 524 34 26
be.ps@georgfischer.com
www.gfps.com/be

Brazil

Georg Fischer Sist. de Tub. Ltda.
04571-020 São Paulo/SP
Phone +55 (0) 11 5525 1311
br.ps@georgfischer.com
www.gfps.com/br

Canada

Georg Fischer Piping Systems Ltd
Mississauga, ON L5T 2B2
Phone +1 (905) 670 8005
Fax +1 (905) 670 8513
ca.ps@georgfischer.com
www.gfps.com/ca

China

Georg Fischer Piping Systems Ltd
201319 Shanghai
Phone +86 21 3899 3899
Fax +86 21 3899 3888
china.ps@georgfischer.com
www.gfps.com/cn

Denmark / Iceland

Georg Fischer A/S
2630 Taastrup / Denmark
Phone +45 (0) 7022 1975
Fax +45 (0) 7022 1976
info.dk.ps@georgfischer.com
www.gfps.com/dk

Finland

Georg Fischer AB
01510 Vantaa
Phone +358 (0) 9 586 58 25
Fax +358 (0) 9 586 58 29
info.fi.ps@georgfischer.com
www.gfps.com/fi

France

Georg Fischer SAS
95932 Roissy Charles de Gaulle Cedex
Phone +33 (0) 1 41 84 68 84
Fax +33 (0) 1 41 84 68 85
fr.ps@georgfischer.com
www.gfps.com/fr

Germany

Georg Fischer GmbH
73095 Albershausen
Phone +49 (0) 7161 302 0
Fax +49 (0) 7161 302 25 9
info.de.ps@georgfischer.com
www.gfps.com/de

India

Georg Fischer Piping Systems Pvt. Ltd.
400 076 Powai, Mumbai
Phone +91 22 4007 2000
Fax +91 22 4007 2020
branchoffice@georgfischer.com
www.gfps.com/in

Indonesia

PT Georg Fischer Indonesia
Karawang 41371, Jawa Barat
Phone +62 267 432 044
Fax +62 267 431 857
indonesia.ps@georgfischer.com
www.gfps.com/id

Italy

Georg Fischer S.p.A.
20864 Agrate Brianza (MB)
Phone +39 02 921 86 1
Fax +39 02 921 86 24 7
it.ps@georgfischer.com
www.gfps.com/it

Japan

Georg Fischer Ltd
530-0003 Osaka
Phone +81 (0) 6 6341 2451
jp.ps@georgfischer.com
www.gfps.com/jp

Korea

Georg Fischer Piping Systems
463-824 Seoul
Phone +82 31 8017 1450 3
Fax +82 31 8017 1454
kor.ps@georgfischer.com
www.gfps.com/kr

Malaysia

George Fischer (M) Sdn. Bhd.
41200 Klang, Selangor Darul Ehsan
Phone +60 (0) 3 3122 5585
Fax +60 (0) 3 3122 5575
my.ps@georgfischer.com
www.gfps.com/my

Mexico / Northern Latin America

Georg Fischer S.A. de C.V.
CP 66636 Apodaca, Nuevo Leon / Mexico
Phone +52 (81) 1340 8586
Fax +52 (81) 1522 8906
mx.ps@georgfischer.com
www.gfps.com/mx

Middle East

Georg Fischer Piping Systems (Switzerland) Ltd
Dubai / United Arab Emirates
Phone +971 4 289 49 60
Fax +971 4 289 49 57
gss.ps@georgfischer.com
www.gfps.com/int

Netherlands

Georg Fischer N.V.
8161 PA Epe
Phone +31 (0) 578 678 222
Fax +31 (0) 578 621 768
nl.ps@georgfischer.com
www.gfps.com/nl

New Zealand

Georg Fischer Ltd
5140 Upper Hutt
Phone +64 (0) 4 527 9813
Fax +64 (0) 4 527 9834
nz.ps@georgfischer.com
www.gfps.com/nz

Norway

Georg Fischer AS
1351 Rud
Phone +47 67 18 29 00
Fax +47 67 13 92 92
no.ps@georgfischer.com
www.gfps.com/no

Philippines

Georg Fischer Pte. Ltd.
Philippines Representative Office
1500 San Juan City
Phone +632 571 2365
Fax +632 571 2368
sgp.ps@georgfischer.com
www.gfps.com/sg

Poland

Georg Fischer Sp. z o.o.
05 090 Sekocin Nowy
Phone +48 (0) 22 3131 050
Fax +48 (0) 22 3131 060
poland.ps@georgfischer.com
www.gfps.com/pl

Romania

Georg Fischer Rohrleitungssysteme (Elvetia)
S.A. SUCURSALA BUCURESTI
020257 Bucuresti
Phone +40 311 040 492
Fax +40 212 317 479
ro.ps@georgfischer.com
www.gfps.com/int

Russia

Georg Fischer Piping Systems (Switzerland) Ltd
Moscow Representative Office
125040 Moscow
Phone +7 495 748 11 44
ru.ps@georgfischer.com
www.gfps.com/ru

Singapore

Georg Fischer Pte Ltd
528 872 Singapore
Phone +65 6747 0611
Fax +65 6747 0577
sgp.ps@georgfischer.com
www.gfps.com/sg

Spain / Portugal

Georg Fischer S.A.
28046 Madrid / Spain
Phone +34 (0) 91 781 98 90
Fax +34 (0) 91 426 08 23
es.ps@georgfischer.com
www.gfps.com/es

Sweden

Georg Fischer AB
11743 Stockholm
Phone +46 (0) 8 506 77 50 0
Fax +46 (0) 8 749 23 70
info.se.ps@georgfischer.com
www.gfps.com/se

Switzerland

Georg Fischer Rohrleitungssysteme (Schweiz) AG
8201 Schaffhausen
Phone +41 (0)52 631 3026
Fax +41 (0)52 631 2800
ch.ps@georgfischer.com
www.gfps.com/ch

Taiwan

Georg Fischer Co. Ltd.
24158 New Taipei City
Phone +886 2 8512 2822
Fax +886 2 8512 2823
tw@georgfischer.com
www.gfps.com/tw

Turkey

Georg Fischer Hakan Plastik
Boru ve Profil San. Tic. A.S.
59500 Cerkezkoy / Tekirdag
Phone +90 282 726 64 43
Fax +90 282 726 94 67
hpsales@hakan.com.tr
www.hakan.com.tr

United Kingdom / Ireland

Georg Fischer Sales Ltd
CV2 2ST Coventry / United Kingdom
Phone +44 (0) 2476 535 535
Fax +44 (0) 2476 530 450
uk.ps@georgfischer.com
www.gfps.com/uk

USA / Caribbean

Georg Fischer LLC
92618 Irvine, CA / USA
Phone +1 714 731 88 00
Fax +1 714 731 62 01
Toll Free 800/854 40 90
us.ps@georgfischer.com
www.gfps.com/us

Vietnam

Georg Fischer Pte Ltd
Representative Office
Ho Chi Minh City
Phone +84 28 3948 4000
Fax +84 28 3948 4010
sgp.ps@georgfischer.com
www.gfps.com/vn

International

Georg Fischer Piping Systems (Switzerland) Ltd
8201 Schaffhausen / Switzerland
Phone +41 (0) 52 631 3003
Fax +41 (0) 52 631 2893
info.export@georgfischer.com
www.gfps.com/int

The technical data are not binding. They neither constitute expressly warranted characteristics nor guaranteed properties nor a guaranteed durability. They are subject to modification. Our General Terms of Sale apply.

37 249 62

e / 03.20 /

© Georg Fischer JRG AG

Hauptstrasse 130

CH-4450 Sissach/Switzerland

Telefon +41 (0) 61 975 22 22

info.jrg.ps@georgfischer.com

Printed in Switzerland