

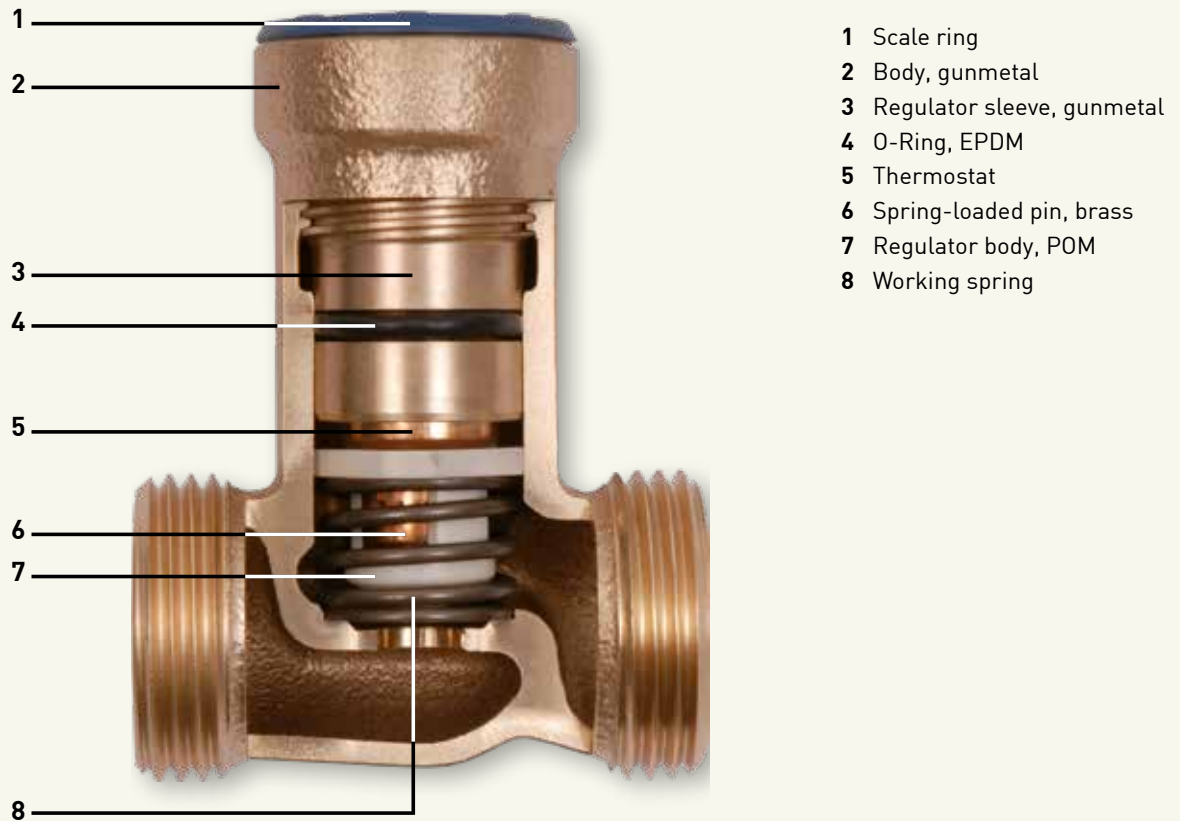
JRG Valves

JRGUTHERM

**Thermostatic flow regulator with
threaded shut-off connections**



Structure



+ Planning instruction

Even with self-regulating circulation regulators such as the JRGUTHERM, it is necessary to configure the system simply.

Recommended temperature spreading water heater – JRGUTHERM: 2–5 K.

In order to select the suitable pump, the discharge flow of the entire system has to be determined. The delivery height is calculated from the pressure loss of the least favourable pipe line (flow way). The pressure loss of the JRGUTHERM in this pipe line is measured on the $k_{v_{max}}$ line on the diagram.

The pump performance of excessively strong pumps are to be throttled at the pump. The JRGUTHERM must not be used to throttle the pump (maximum differential pressure = 0.4 bar).

The regulators in the remaining pipe lines are to be selected in such a way that the intersection of the flow rate and the necessary pressure drop lies within the interpretation field.

In the appropriate configuration, with the most unfavourable flow way, the installation of a JRGUTHERM flow regulator can be avoided or it can be replaced by a mechanical throttle e.g. JRG Code 6310–6317.

A JRGUTHERM is to be integrated into all circulation outlets.

If there is any danger of the water flowing through the JRGUTHERM flow regulator in the wrong direction, this is to be avoided by the installation of suitable non-return valves. We recommend the installation of JRG Code 8208 screw connections with non-return valves.

For questions and information on application technology, please contact our technical advisors or the technical customer service.

Function

The JRGUTHERM flow regulator regulates the flow volume by permanently sensing the water temperature with a thermostat. The hydraulic calibration is thus automatically established. By using the appropriate threaded shut-off connections, non-return valves and shut-off can be directly integrated.

Materials

All water-conducting components are made of gunmetal, copper, stainless steel or high-grade plastic.

Installation position

The JRGUTHERM flow regulator can be installed in any position. We recommend that, for revision purposes, JRG Code 8339 threaded shut-off connections has to be installed before and after the flow regulator.

Area of application

Setting range	36-63°C
Maximum temperature load	70°C
Maximum operating pressure	PN 10
Maximum differential pressure	40 kPa (0,4 bar)

The JRGUTHERM flow regulator is protected from overheating.

The JRGUTHERM flow regulator is to be fitted with a bypass for thermal disinfection.

The JRGUTHERM flow regulator is not suitable for use in gravity circuits.

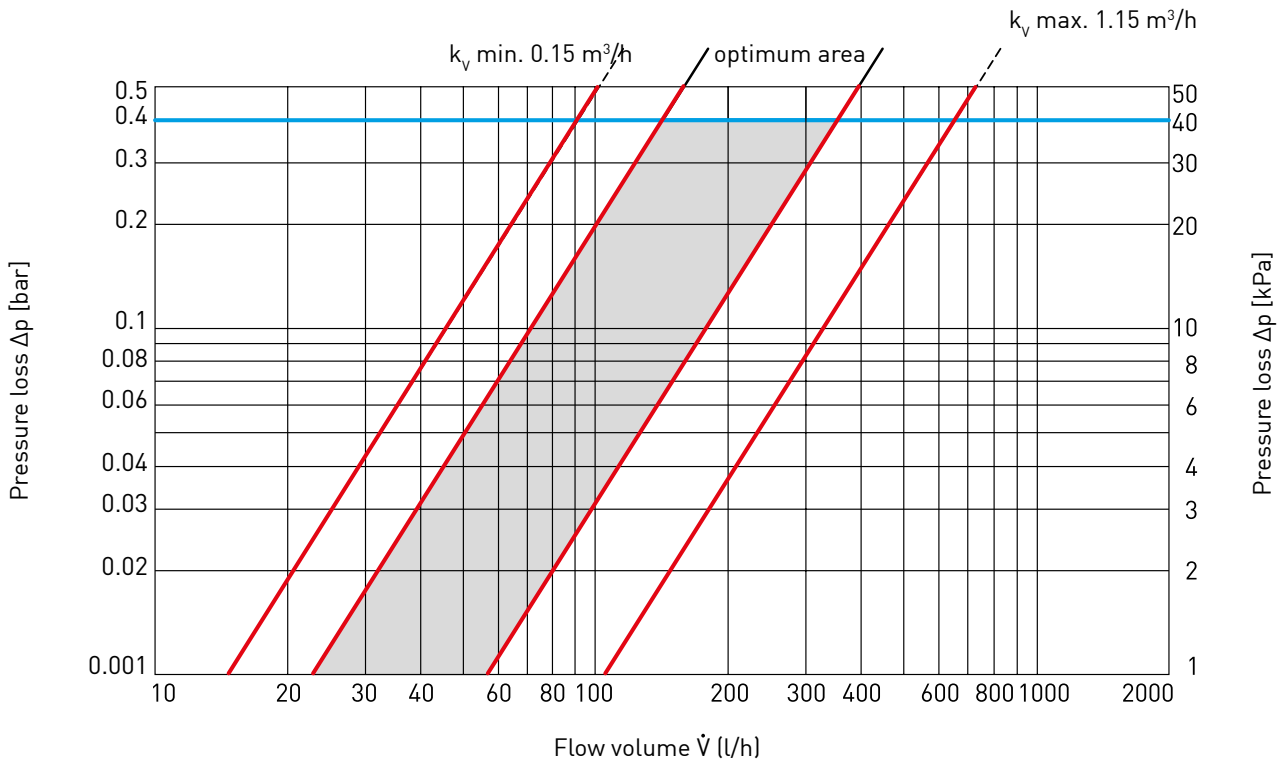
+ Advantages

- Simplifies flow calculations
- No setting up calculations
- Simple regulator operation
- Maintenance-free
- Automatic adjustment of the flow volume (hydraulic balance)
- Shorter heat-up phase after temperature drop
- Energy saving

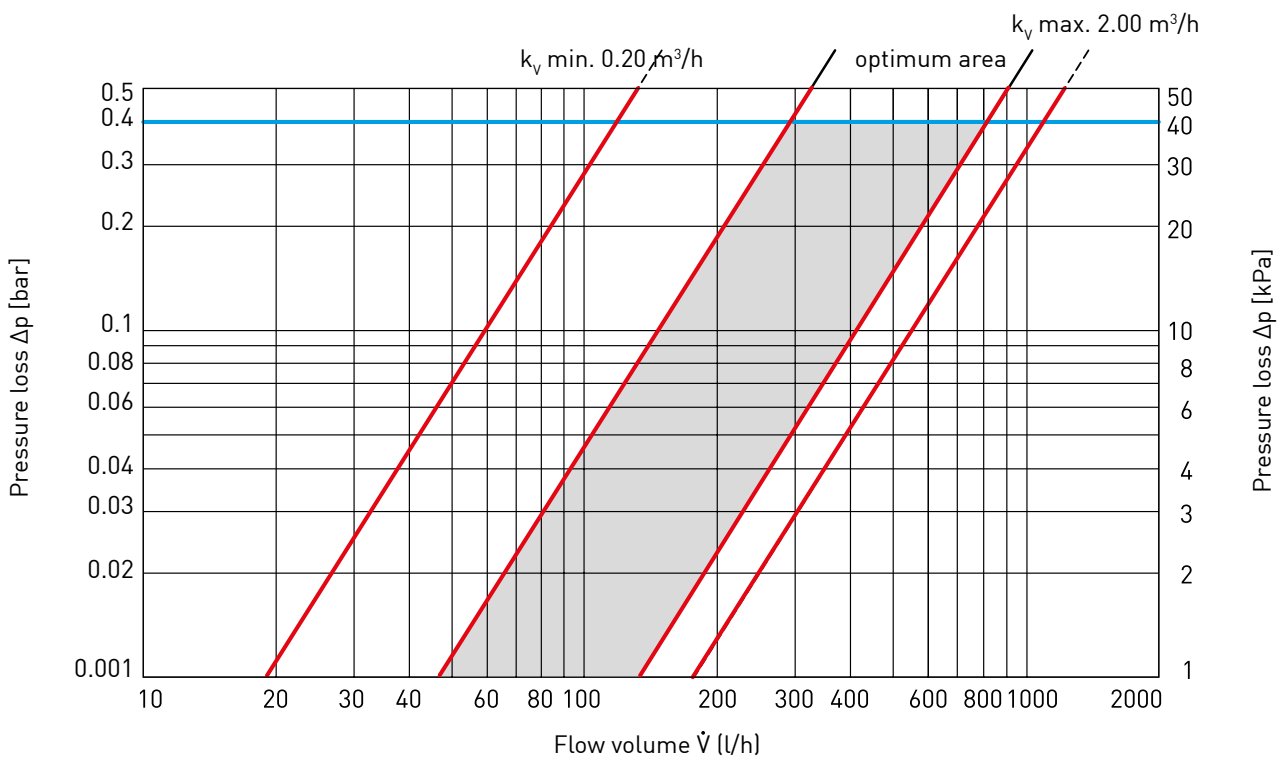


Nomograms

JRGUTHERM 6320.914 ½

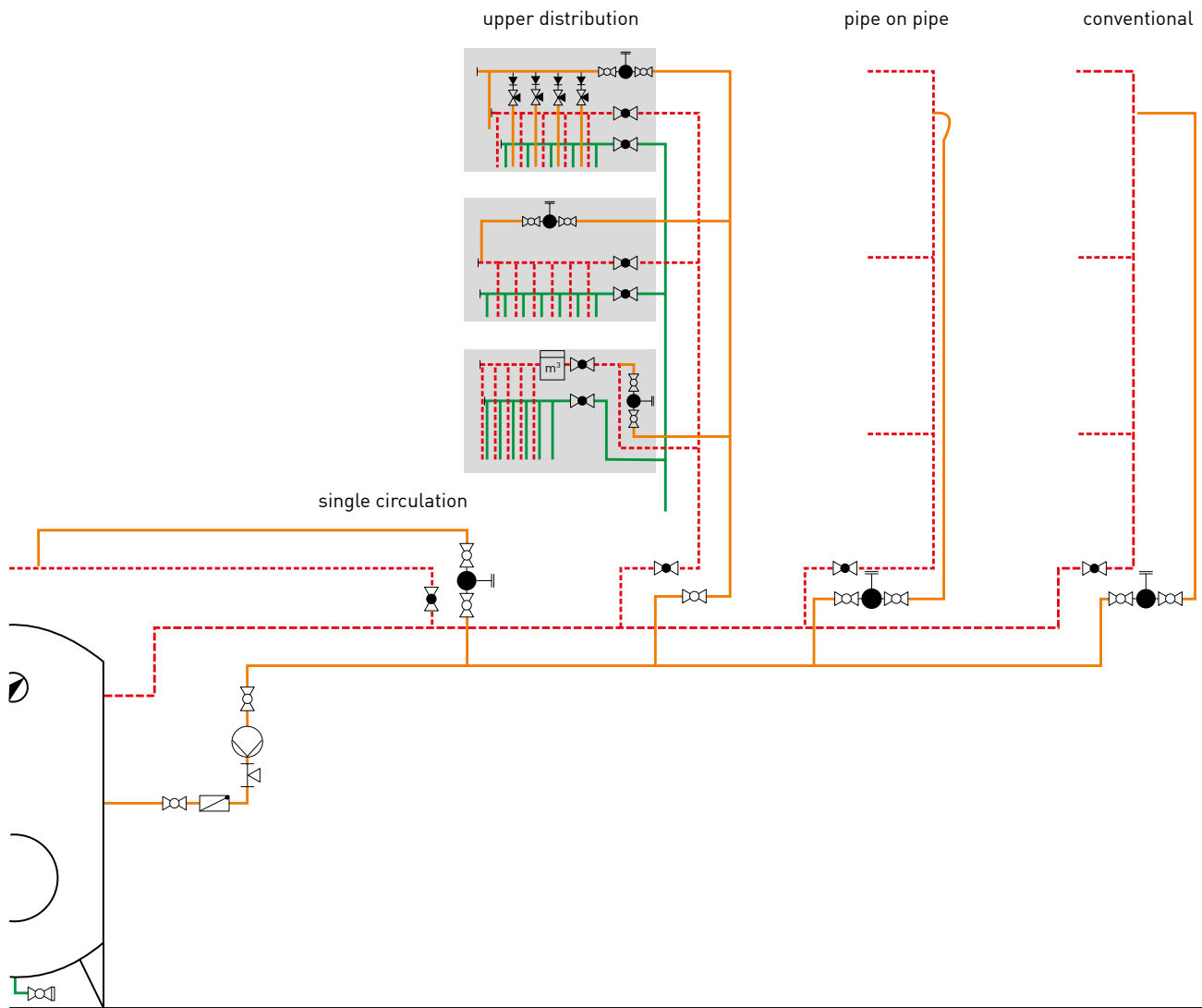


JRGUTHERM 6320.924 ¾



— Maximum admissible differential pressure 0.4 bar!


Sample of installation



DIN	Text	JRG Code	SIA
	TWK – cold water – WKR		
	TWW – hot water – WWV		
	TWZ – circulation WW – WWR		
	Stop valve	5000-31	
	Non-return valve	1640-66	
	Swing check valve	1682	
	Adjustable socket	6310	
	JRGUTHERM flow regulator	6320	
	Circulation pump		
	Drain cock	6000-12	
	Circulation collector	5560	
	Water meter	5450	
	Ball valve	6020/23	

JRGUTHERM/Screw connections

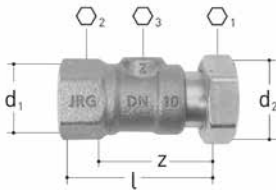
JRGUTHERM Flow regulator, PN 10



- Connection: male thread
- Material: gunmetal
- Factory setting: 57°C (adjustable 36 - 63°C)

GN (inch)	DN (mm)	JRG Code	GF Code	Weight (kg)	d1 G (inch)	h (mm)	l (mm)	⊘	l1 (mm)	l2 (mm)	l3 (mm)	b1 (mm)
½	15	6320.914	350 831 401	0.500	¾	64	60	8	194	38	70	37
¾	20	6320.924	350 831 501	0.519	1	64	60	8	194	38	70	37


Union, PN 10



- Description: to 3600, 6320, 6325
- Temperature: max. 90°C
- Connection: female thread
- Consisting of: ball valve, lockable, loose nut

GN (inch)	DN (mm)	JRG Code	GF Code	Weight (kg)	d1 Rp (inch)	d2 G (inch)	l (mm)	⊘1	⊘2	⊘3	z (mm)
½	15	8339.240	350 887 710	0.170	½	¾	55	30	27	6	43
¾	20	8339.320	350 887 911	0.260	¾	1	55	37	32	6	47

Union with non return valve



- Material: brass, plastic, EPDM
- Connection: male thread

GN (inch)	DN (mm)	JRG Code	GF Code	Weight (kg)	d1 R (inch)	d2 G (inch)	l (mm)	l1 (mm)	l2 (mm)	z (mm)	⊘1	⊘2
½	15	8208.240	351 055 901	0.090	½	¾	40	34	6	19	30	19
¾	20	8208.320	351 056 001	0.150	¾	1	44	37	7	20	37	24

Adjustment/Setting ranges

Setting of the flow regulator

All flow regulators built into the system must be adjusted to the same scale values. A step less adjustment is possible. The settings value are shown in the table. The calibration of the individual circulation lines takes place automatically.

Transport packing

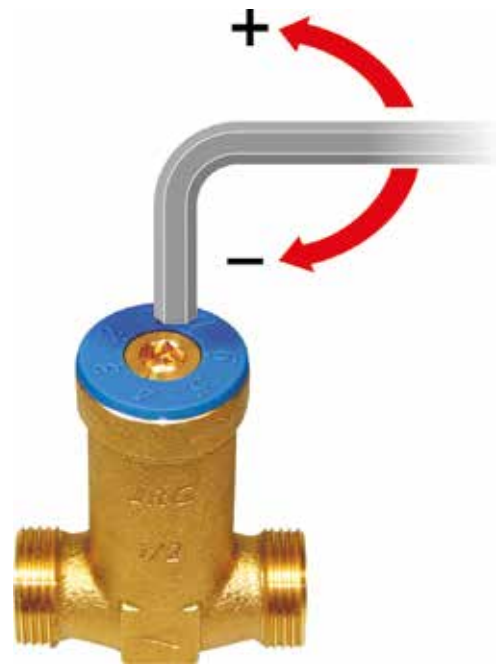


The transport packing of the JRGUTHERM flow regulator serves as thermal insulation after assembly and setting.

Adjusting the flow regulator

Changing the factory setting is done exclusively on the responsibility of the person who undertakes it. The factory setting of the JRGUTHERM flow regulator can be changed as follows:

Put Allen key into the hexagon socket. Turning the key clockwise lowers the temperature, turning it anticlockwise raises it.



JRGUTHERM scale value	Circulation set point value
1	36°C
2	41°C
3	45°C
4	49°C
5	53°C
6 (factory setting)	57°C
7	63°C

Maintenance

- The JRGUTHERM flow regulator operates largely maintenance-free.
- The assembly and operating instructions supplied are to be given to the owner on delivery of the equipment.

Worldwide at home

Our sales companies and representatives ensure local customer support in over 100 countries.

www.gfps.com

Argentina / Southern South America

Georg Fischer Central Plastics Sudamérica S.R.L.
Buenos Aires, Argentina
Phone +54 11 4512 02 90
Fax +54 11 4512 02 93
gfcentral.ps.ar@georgfischer.com
www.gfps.com/ar

Australia

George Fischer Pty Ltd
Riverwood NSW 2210
Phone +61 (0) 2 9502 8000
Fax +61 (0) 2 9502 8090
australia.ps@georgfischer.com
www.gfps.com/au

Austria

Georg Fischer Rohrleitungssysteme GmbH
3130 Herzogenburg
Phone +43 (0) 2782 856 43 0
Fax +43 (0) 2782 856 64
austria.ps@georgfischer.com
www.gfps.com/at

Belgium / Luxembourg

Georg Fischer NV/SA
1600 Sint-Pieters-Leeuw / Belgium
Phone +32 (0) 2 556 40 20
Fax +32 (0) 2 524 34 26
be.ps@georgfischer.com
www.gfps.com/be

Brazil

Georg Fischer Sist. de Tub. Ltda.
04571-020 São Paulo/SP
Phone +55 (0) 11 5525 1311
br.ps@georgfischer.com
www.gfps.com/br

Canada

Georg Fischer Piping Systems Ltd
Mississauga, ON L5T 2B2
Phone +1 (905) 670 8005
Fax +1 (905) 670 8513
ca.ps@georgfischer.com
www.gfps.com/ca

China

Georg Fischer Piping Systems Ltd
201319 Shanghai
Phone +86 21 3899 3899
Fax +86 21 3899 3888
china.ps@georgfischer.com
www.gfps.com/cn

Denmark / Iceland

Georg Fischer A/S
2630 Taastrup, Denmark
Phone +45 (0) 7022 1975
Fax +45 (0) 7022 1976
info.dk.ps@georgfischer.com
www.gfps.com/dk

Finland

Georg Fischer AB
01510 Vantaa
Phone +358 (0) 9 586 58 25
Fax +358 (0) 9 586 58 29
info.fi.ps@georgfischer.com
www.gfps.com/fin

France

Georg Fischer SAS
95932 Roissy Charles de Gaulle Cedex
Phone +33 (0) 1 41 84 68 84
Fax +33 (0) 1 41 84 68 85
fr.ps@georgfischer.com
www.gfps.com/fr

Germany

Georg Fischer GmbH
73095 Albershausen
Phone +49 (0) 7161 302 0
Fax +49 (0) 7161 302 25 9
info.de.ps@georgfischer.com
www.gfps.com/de

India

Georg Fischer Piping Systems Pvt. Ltd.
400 076 Powai, Mumbai
Phone +91 22 4007 2000
Fax +91 22 4007 2020
branchoffice@georgfischer.com
www.gfps.com/in

Indonesia

George Fischer Pte Ltd
41371 Jawa Barat
Phone +62 267 432 044
Fax +62 267 431 857
indonesia.ps@georgfischer.com
www.gfps.com/id

Italy

Georg Fischer S.p.A.
20063 Cernusco S/N (MI)
Phone +39 02 921 86 1
Fax +39 02 921 86 24 7
it.ps@georgfischer.com
www.gfps.com/it

Japan

Georg Fischer Ltd
530-0003 Osaka
Phone +81 (0) 6 6341 2451
jp.ps@georgfischer.com
www.gfps.com/jp

Korea

Georg Fischer Piping Systems
463-824 Seoul
Phone +82 31 8017 1450 3
Fax +82 31 8017 1454
kor.ps@georgfischer.com
www.gfps.com/kr

Malaysia

George Fischer (M) Sdn. Bhd.
40460 Shah Alam, Selangor Darul Ehsan
Phone +60 (0) 3 5122 5585
Fax +60 (0) 3 5122 5575
my.ps@georgfischer.com
www.gfps.com/my

Mexico / Northern Latin America

Georg Fischer S.A. de C.V.
Apodaca, Nuevo Leon, Mexico
Phone +52 (81) 1340 8586
Fax +52 (81) 1522 8906
mx.ps@georgfischer.com
www.gfps.com/mx

Middle East

Georg Fischer Piping Systems (Switzerland) Ltd
Dubai, United Arab Emirates
Phone +971 4 289 49 60
Fax +971 4 289 49 57
gss.ps@georgfischer.com
www.gfps.com/int

Netherlands

Georg Fischer N.V.
8161 PA Epe
Phone +31 (0) 578 678 222
Fax +31 (0) 578 621 768
nl.ps@georgfischer.com
www.gfps.com/nl

New Zealand

Georg Fischer Ltd
5140 Upper Hutt
Phone +64 (0) 4 527 9813
Fax +64 (0) 4 527 9834
nz.ps@georgfischer.com
www.gfps.com/nz

Norway

Georg Fischer AS
1351 Rud
Phone +47 67 18 29 00
Fax +47 67 13 92 92
no.ps@georgfischer.com
www.gfps.com/no

Philippines

Georg Fischer Representative Office
1604 Pasig City
Phone +632 571 2365
Fax +632 571 2368
sgp.ps@georgfischer.com
www.gfps.com/sg

Poland

Georg Fischer Sp. z o.o.
05 090 Sekocin Nowy
Phone +48 (0) 22 3131 050
Fax +48 (0) 22 3131 060
poland.ps@georgfischer.com
www.gfps.com/pl

Romania

Georg Fischer Rohrleitungssysteme (Elvetia) S.A. SUCURSALA BUCURESTI
020257 Bucuresti
Phone +40 311 040 492
Fax +40 212 317 479
ro.ps@georgfischer.com
www.gfps.com/int

Russia

Georg Fischer Piping Systems (Switzerland) Ltd
Moscow Representative Office
125040 Moscow
Phone +7 495 748 11 44
ru.ps@georgfischer.com
www.gfps.com/ru

Singapore

Georg Fischer Pte Ltd
528 872 Singapore
Phone +65 6747 0611
Fax +65 6747 05 77
sgp.ps@georgfischer.com
www.gfps.com/sg

Spain / Portugal

Georg Fischer S.A.
28046 Madrid
Phone +34 (0) 91 781 98 90
Fax +34 (0) 91 426 08 23
es.ps@georgfischer.com
www.gfps.com/es

Sweden

Georg Fischer AB
11743 Stockholm
Phone +46 (0) 8 506 77 50 0
Fax +46 (0) 8 749 23 70
info.se.ps@georgfischer.com
www.gfps.com/se

Switzerland

Georg Fischer Rohrleitungssysteme (Schweiz) AG
8201 Schaffhausen
Phone +41 (0)52 631 3026
Fax +41 (0)52 631 2800
ch.ps@georgfischer.com
www.gfps.com/ch

Taiwan

Georg Fischer Co. Ltd.
24158 New Taipei City
Phone +886 2 8512 2822
Fax +886 2 8512 2823
tw.ps@georgfischer.com
www.gfps.com/tw

Turkey

Georg Fischer Hakan Plastik
Boru ve Profil San. Tic. A.Ş.
59500 Cerkezkoy / Tekirdag
Phone +90 282 726 64 43
Fax +90 282 726 94 67
hpsales@hakan.com.tr
www.hakan.com.tr

United Kingdom / Ireland

Georg Fischer Sales Ltd
CV2 2ST Coventry, United Kingdom
Phone +44 (0) 2476 535 535
Fax +44 (0) 2476 530 450
uk.ps@georgfischer.com
www.gfps.com/uk

USA / Caribbean

Georg Fischer LLC
92618 Irvine
Phone +1 714 731 88 00
Fax +1 714 731 62 01
Toll Free 800/854 40 90
us.ps@georgfischer.com
www.gfps.com/us

International

Georg Fischer Piping Systems (Switzerland) Ltd
8201 Schaffhausen
Phone +41 (0) 52 631 3003
Fax +41 (0) 52 631 2893
info.export@georgfischer.com
www.gfps.com/int

The technical data are not binding. They neither constitute expressly warranted characteristics nor guaranteed properties nor a guaranteed durability. They are subject to modification. Our General Terms of Sale apply.



37 237 62
e / 3.18 / DH
© Georg Fischer JRG AG
Hauptstrasse 130
CH-4450 Sissach/Switzerland
Telefon +41 (0) 61 975 22 22
info.jrg.ps@georgfischer.com
Printed in Switzerland